

Opioid Overdose Response

Follow these steps for Nyxoid nasal spray

1

SAFETY

Check the person and area for anything unsafe.



2

OPIOID OVERDOSE? LOOK FOR THE SIGNS

- Not responding
- Pinned pupils
- Not breathing normally – shallow slow breathing or snoring
- Pale or cold skin, blue or grey lips and fingertips



3

CALL TRIPLE ZERO (000)



4

LIE PERSON ON BACK

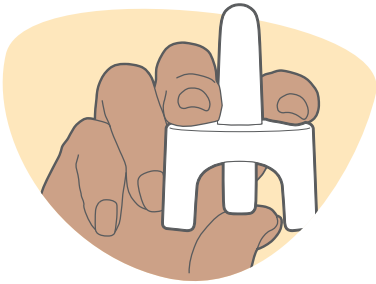
Put them on their back and check the nose is clear.



5

HOLD NYXOID LIKE THIS

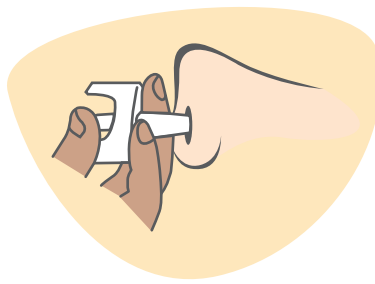
Remember Nyxoid® contains 1 dose only.



6

GIVE NALOXONE INTO NOSE

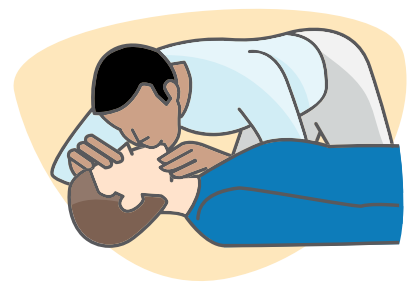
Insert Nyxoid® nozzle in nostril. Press until it clicks to give the dose.



7

ARE THEY BREATHING?

If not, use *rescue breathing* if you know how – give 2 breaths.

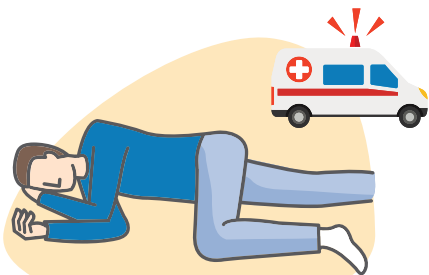


8

RECOVERY

Put person in 'recovery position' if you know how.

Stay with them until Ambulance arrives.

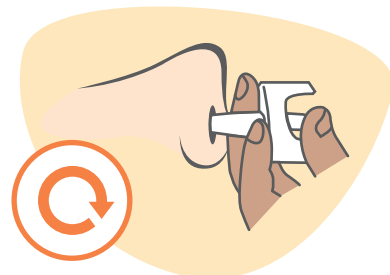


9

REPEAT DOSE IF NEEDED

If no response give 2nd dose of Nyxoid® in other nostril.

If available, give another dose every 2 to 3 minutes until person recovers or Ambulance arrives.



Use naloxone to reverse opioid overdose (e.g. heroin, morphine, methadone, oxycodone, prescription opioids, fentanyl). It takes 2-5 minutes to start working and lasts about 30-90 minutes.

For information and support on drug treatment call Alcohol Drug Information Service 24 hours a day, 7 days a week on free call 1800 250 015 from anywhere in Australia.