

Opioid Overdose Response

Follow these steps for Prenoxad naloxone injection

1

SAFETY

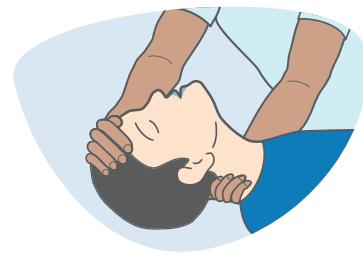
Check the person and area for anything unsafe.



2

OPIOID OVERDOSE? LOOK FOR THE SIGNS

- Not responding
- Pinned pupils
- Not breathing normally – shallow slow breathing or snoring
- Pale or cold skin, blue or grey lips and fingertips



3

CALL TRIPLE ZERO (000)


I think it's
an overdose



4

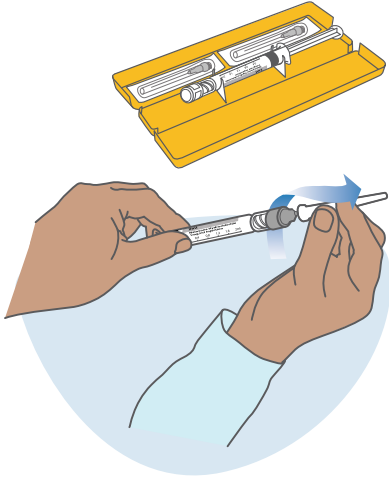
LIE PERSON ON SIDE

Put person in recovery position.



5

SCREW NEEDLE ONTO PRENOXAD PREFILLED SYRINGE



6

POSITION THE NEEDLE

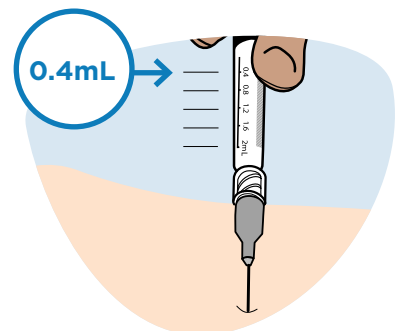
Insert needle into outer thigh or upper arm.



7

GIVE ONE DOSE OF NALOXONE

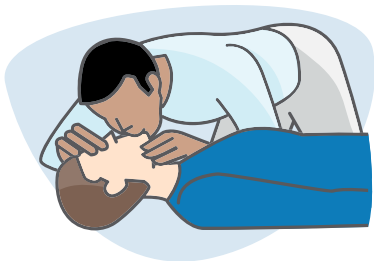
Inject 0.4mL, up to 1st black line on syringe (Prenoxad syringe contains 5 doses).



8

ARE THEY BREATHING?

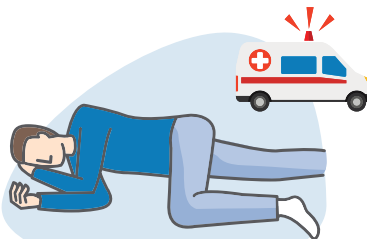
If not, use *rescue breathing* if you know how – lie person on back and give 2 breaths.



9

RECOVERY

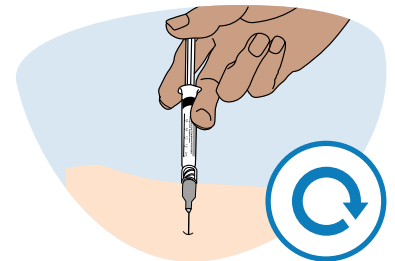
Put person in recovery position. Stay with them until Ambulance arrives.



10

REPEAT DOSE IF NEEDED

If no response inject another 0.4mL dose (to next black line) every 2 to 3 minutes until person recovers or Ambulance arrives.



Use naloxone to reverse opioid overdose (e.g. heroin, morphine, methadone, oxycodone, prescription opioids, fentanyl). It takes 2-5 minutes to start working and lasts about 30-90 minutes.

For information and support on drug treatment call Alcohol Drug Information Service 24 hours a day, 7 days a week on free call 1800 250 015 from anywhere in Australia.