

NSW Arbovirus Surveillance and Mosquito Monitoring 2025-2026

Environmental Health Branch, Health Protection NSW

Weekly Update: Week ending 21 February 2026



Bottom left - Common banded mosquito, *Culex annulirostris* **Top and bottom right** - Saltmarsh mosquito, *Aedes vigilax* (Copyright 2020)

Weekly reports are available on [Mosquito-borne disease surveillance](#).

NSW Arbovirus and Mosquito Monitoring Surveillance Program dashboard is available on [NSW Arbovirus and Mosquito Monitoring Surveillance Program overview](#).

Please send questions or comments about this report to:

Surveillance and Risk Unit, Environmental Health Branch, Health Protection NSW: hssg-ehbsurveillance@health.nsw.gov.au

Testing and scientific services are provided by the Department of Medical Entomology, NSW Health Pathology, Institute of Clinical Pathology and Medical Research (ICPMR) for mosquito surveillance, and the Arbovirus Emerging Diseases Unit, NSW Health Pathology (ICPMR) for sentinel chicken surveillance.

The arbovirus surveillance and mosquito monitoring results in this report remain the property of the NSW Ministry of Health and may not be used or disseminated to unauthorised persons or organisations without permission.

SHPN (EH) 250925, ISBN 978-1-74231-269-9

Summary

Arbovirus Detections

Sentinel Chickens

• There were no arbovirus detections in sentinel chickens in the week ending 21 February 2026.

Mosquito Isolates

• Kokobera virus was detected in two mosquito traps in Leeton in the week ending 21 February 2026.

Mosquito Abundance

Inland

- **Low:** Bourke, Cootamundra, Deniliquin, Forbes, Moree, Murrumbidgee, Tamworth, West Wyalong, Wilcannia.
- **Medium:** Goulburn.
- **High:** Griffith, Leeton.

Coastal

- **Low:** Ballina, Batemans Bay, Byron Bay, Coffs Harbour, Gosford, Lake Cathie, Lismore, Murwillumbah, Narooma, Port Macquarie, Wauchope, Wyong.
- **Medium:** Kempsey.
- **High:** Tweed.

Sydney

- **Low:** Blacktown, Earlwood, Georges River, Hawkesbury, The Hills.
- **Medium:** Bankstown, Northern Beaches.
- **High:** Canada Bay, Cumberland, Liverpool, Penrith, Sydney Olympic Park.
- **Very high:** Parramatta.

Environmental Conditions

Climate

- In the week ending 21 February 2026, rainfall was average or lower than average across NSW.
- In the coming week, 27 February to 5 March 2026, rainfall is expected to be average or higher than average across all of NSW.
- Minimum temperatures are expected to be average or higher than average across NSW. Maximum temperatures are expected to be higher than average in northern NSW and the northern part of Hunter New England, and average or lower than average elsewhere.

Tides

- High tides over 1.8 meters are predicted for 1-4 and 18-24 March 2026 which could trigger hatching of *Aedes vigilax*.

Human Arboviral Disease Notifications

Ross River Virus

Five probable cases were notified in the week ending 21 February 2026.

Barmah Forest Virus

Two probable cases were notified in the week ending 21 February 2026.

Arbovirus Detections

This section details detections of Murray Valley encephalitis virus, Japanese encephalitis virus, Kunjin virus, Ross River virus and Barmah Forest virus in the NSW Arbovirus Surveillance and Mosquito Monitoring Program.

Sentinel chickens

Chickens are bled for detection of antibodies directed against Murray Valley encephalitis virus, Japanese encephalitis virus and Kunjin virus, indicating exposure to these viruses. Test results for the past week are shown in the map below. A positive test result indicates one or more chickens in a flock tested positive for the **first time** to antibodies directed against a particular virus, indicating newly acquired infection.

Sentinel chicken antibody test results for samples collected in the week ending 21 February 2026

In the week ending 21 February 2026, there were no arbovirus detections in sentinel chickens.

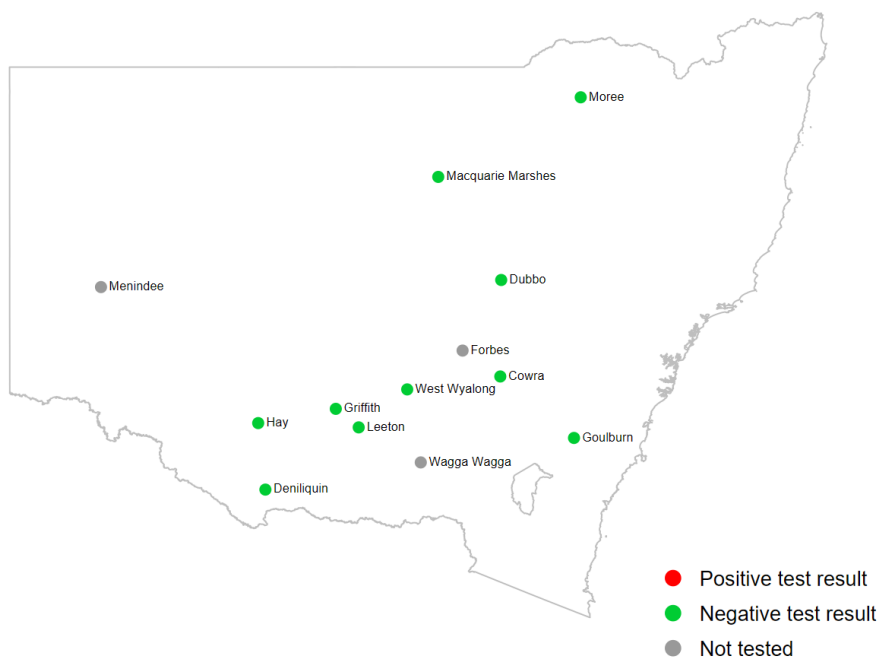


Table 1: Positive test results in the 2025-2026 surveillance season.

Date of sample collection	Location	Virus
2025-11-20	Cowra	Kunjin
2026-01-02	Goulburn	Japanese Encephalitis

Mosquito isolates

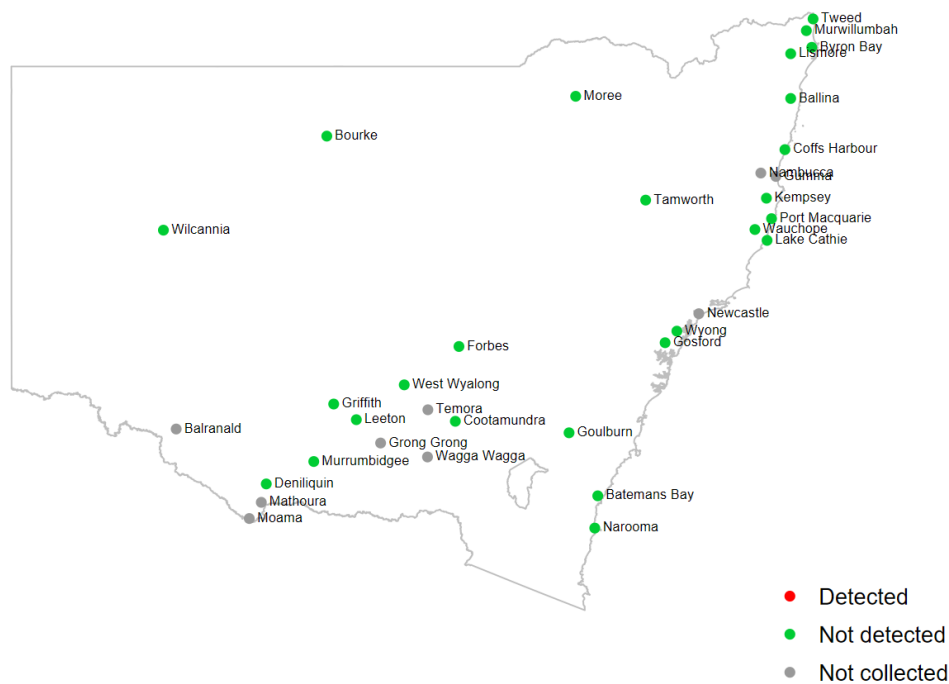
Whole grinds of collected mosquitoes are tested for arbovirus nucleic acids to determine the presence of arboviruses in mosquitoes. Test results for detections of Murray Valley encephalitis virus, Japanese encephalitis virus, Kunjin virus, Ross River virus and Barmah Forest virus for the past week are shown in the maps below. Detections of all arboviruses (including Edge Hill virus and Kokobera virus) for the season are detailed in the positive test results for the 2025-2026 surveillance season.

Test results for mosquito trapping sites reported in the week ending 21 February 2026

In the week ending 21 February 2026, no notifiable arboviruses were detected in mosquito samples.

Inland and coastal sites

The map highlights detections of arboviruses that can cause human notifiable conditions, such as Murray Valley encephalitis virus, Japanese encephalitis virus, Kunjin virus, Ross River virus, and Barmah Forest virus. Detections of all arboviruses (including Edge Hill virus, Stratford virus and Kokobera virus) for the season are detailed in the positive test results for the 2025-2026 surveillance season.



Inland and coastal sites - positive test results in the 2025-2026 surveillance season.		
Date of sample collection	Location	Virus
2026-01-13	Griffith	Barmah Forest
2026-02-09	Tweed	Stratford
2026-02-09	Leeton	Kokobera
2026-02-16	Leeton	Kokobera
2026-02-16	Leeton	Kokobera

Sydney sites

The map highlights detections of arboviruses that can cause human notifiable conditions, such as Murray Valley encephalitis virus, Japanese encephalitis virus, Kunjin virus, Ross River virus, and Barmah Forest virus. Detections of all arboviruses (including Edge Hill virus, Stratford virus and Kokobera virus) for the season are detailed in the positive test results for the 2025-2026 surveillance season.



There have been no arbovirus detections in Sydney sites during the 2025-2026 arbovirus season.

Mosquito abundance

This section details counts of mosquitoes in the NSW Arbovirus Surveillance and Mosquito Monitoring Program. Each location represents the count average for all trapping sites at that location for the most recent week that collections were provided prior to preparation of this report.

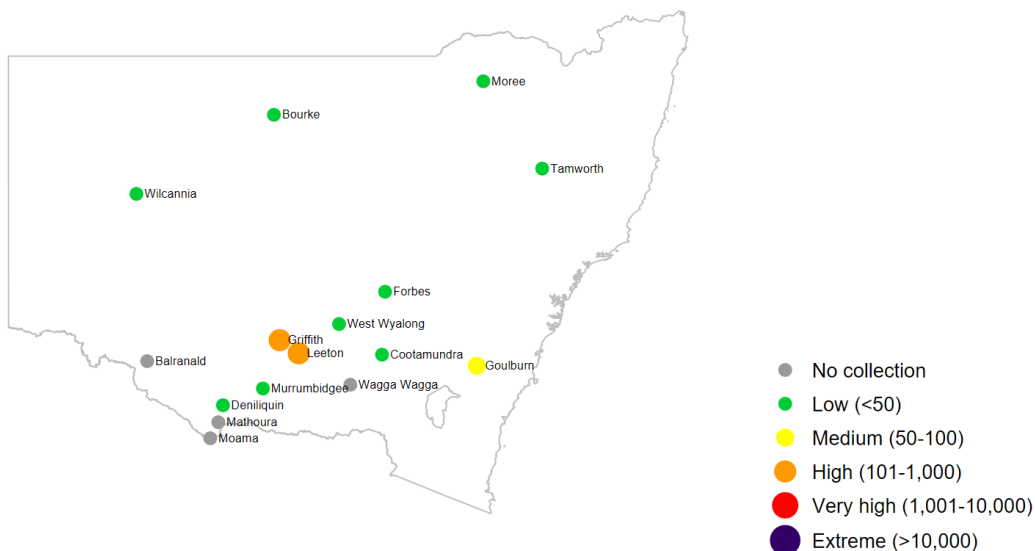
Culex annulirostris and *Aedes vigilax* are vectors of interest for Ross River virus and Barmah Forest virus, *Culex annulirostris* is also a vector for Japanese encephalitis virus.

Mosquito counts

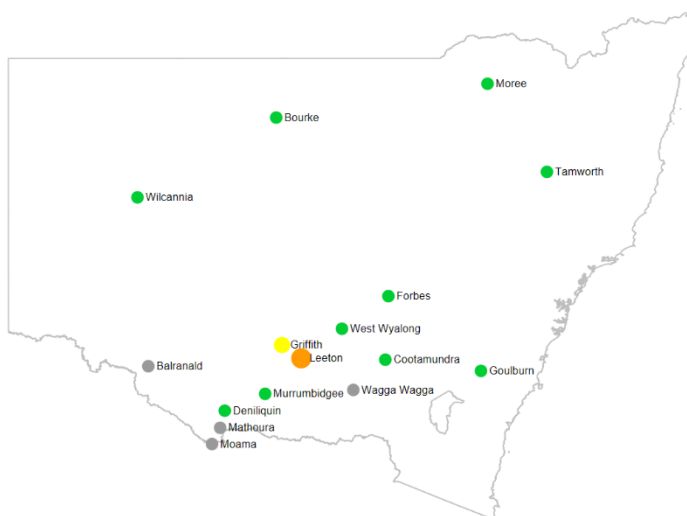
Mosquito counts (average per trap per location) for mosquito trapping sites reported in the week ending 21 February 2026

Inland sites

Total mosquito counts

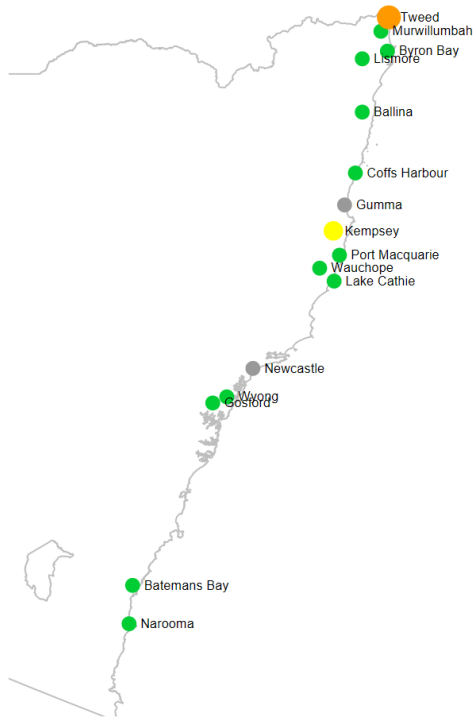


Culex annulirostris counts



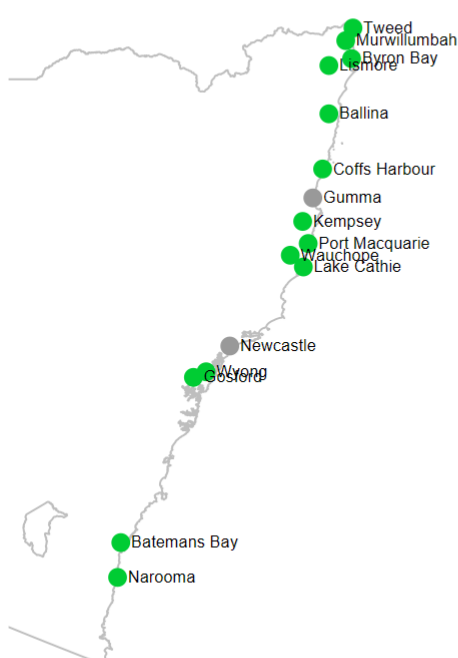
Coastal sites

Total mosquito counts

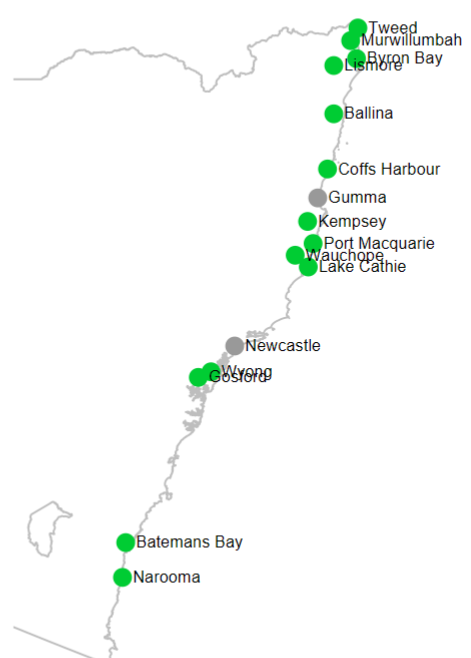


- Grey circle: No collection
- Green circle: Low (<50)
- Yellow circle: Medium (50-100)
- Orange circle: High (101-1,000)
- Red circle: Very high (1,001-10,000)
- Purple circle: Extreme (>10,000)

Culex annulirostris counts

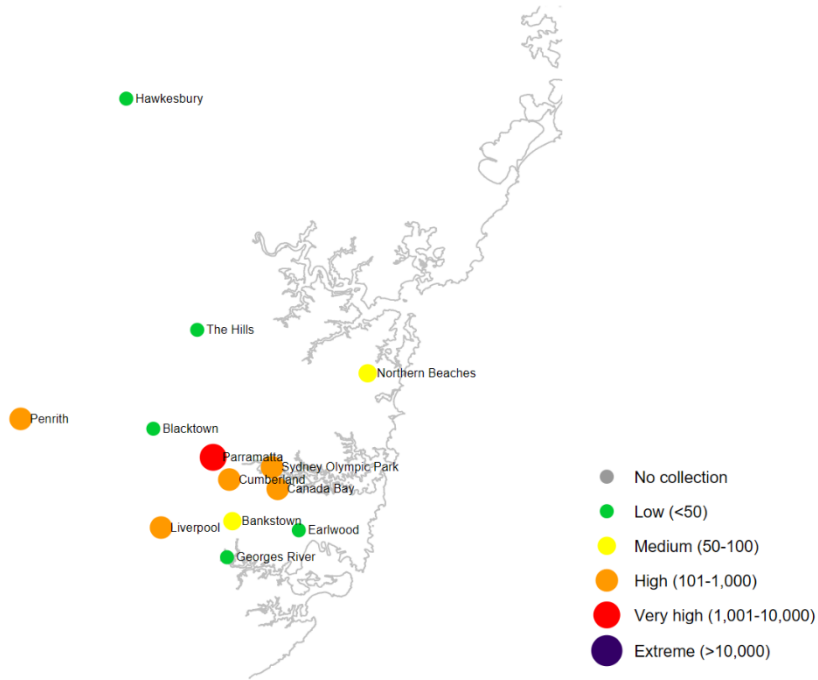


Aedes vigilax counts

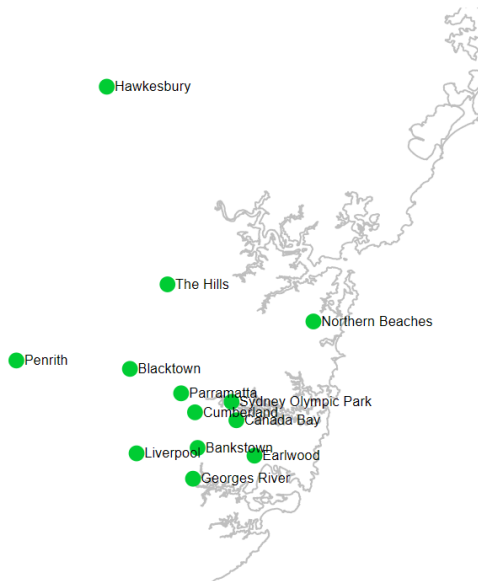


Sydney sites

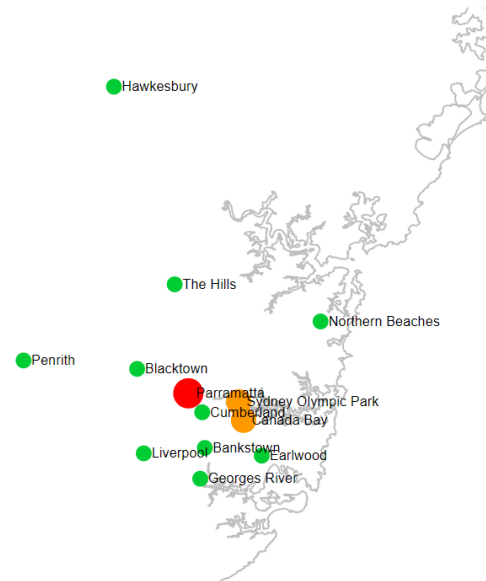
Total mosquito counts



Culex annulirostris counts



Aedes vigilax counts



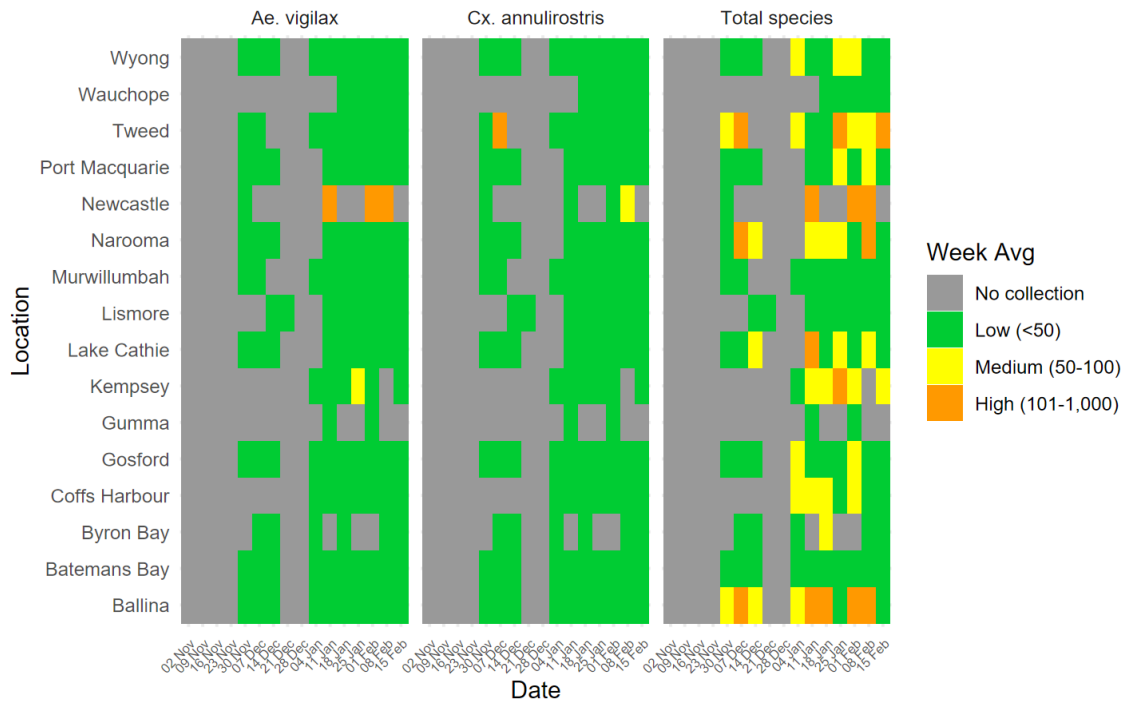
Mosquito abundance results for the 2025-2026 season

season

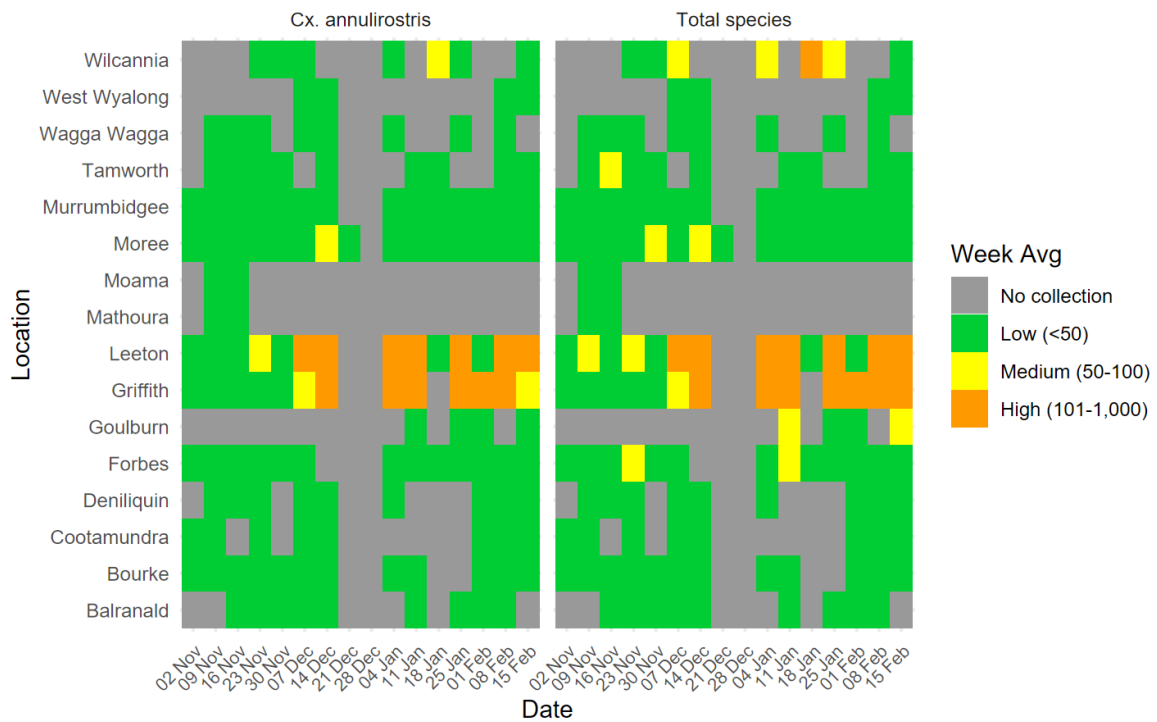
This section shows all mosquito trapping results by location and species type to date for the current arbovirus season.

Cumulative mosquito abundance tables

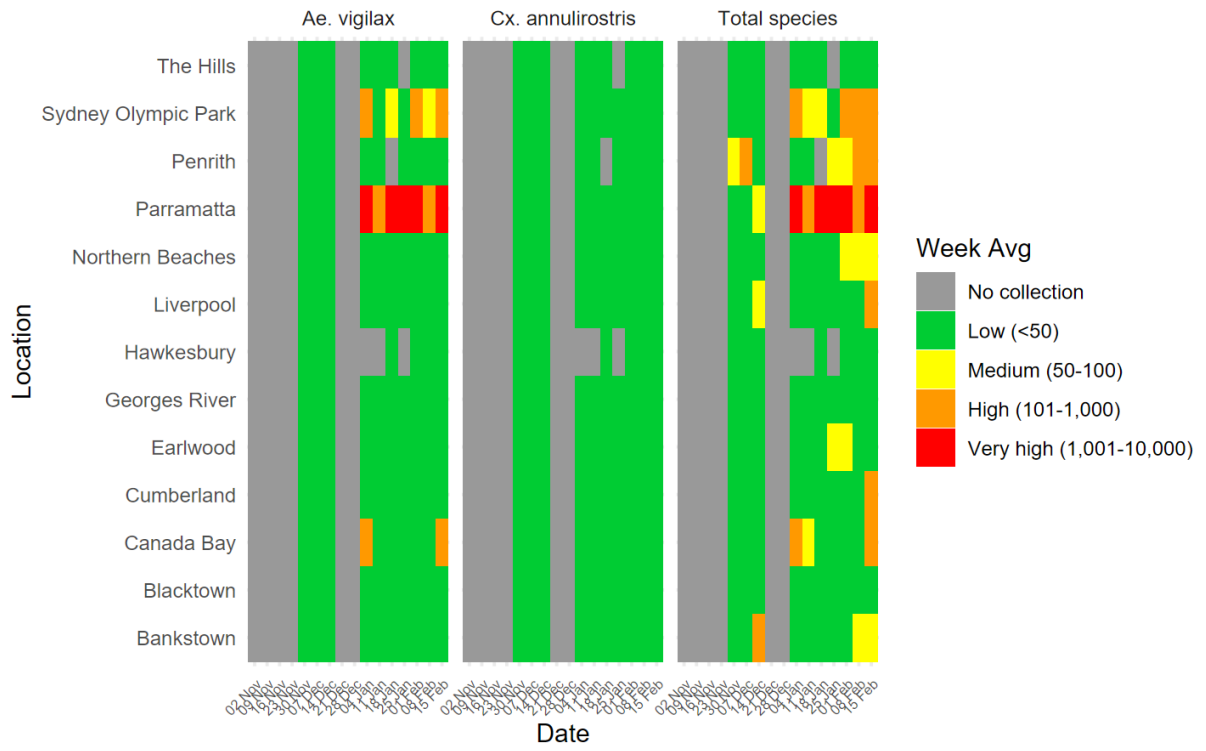
Number of mosquitoes trapped along the coast (weekly average)



Number of mosquitoes trapped inland (weekly average)



Number of mosquitoes trapped in Sydney (weekly average)



Human arboviral disease notifications

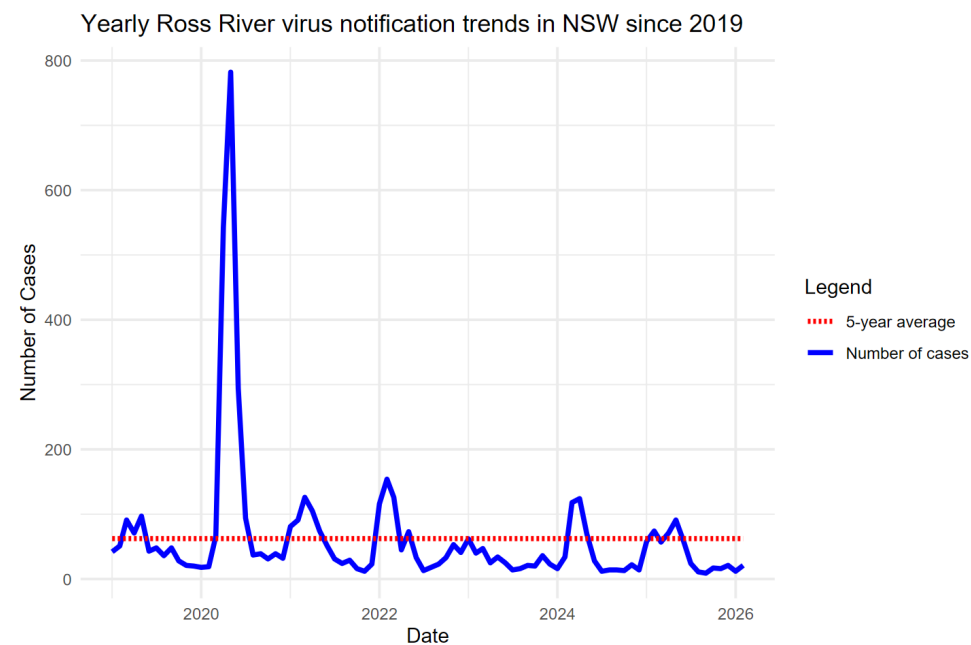
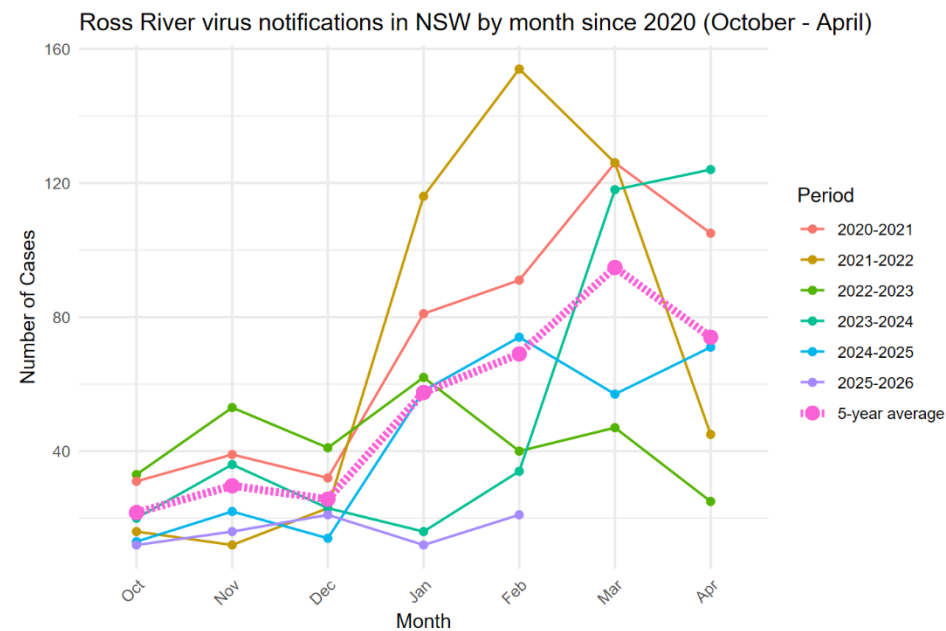
Under the *NSW Public Health Act 2010*, human arboviral infections are notifiable in NSW.

Recent notifications of Ross River virus and Barmah Forest virus infections in humans (by date of case report received)

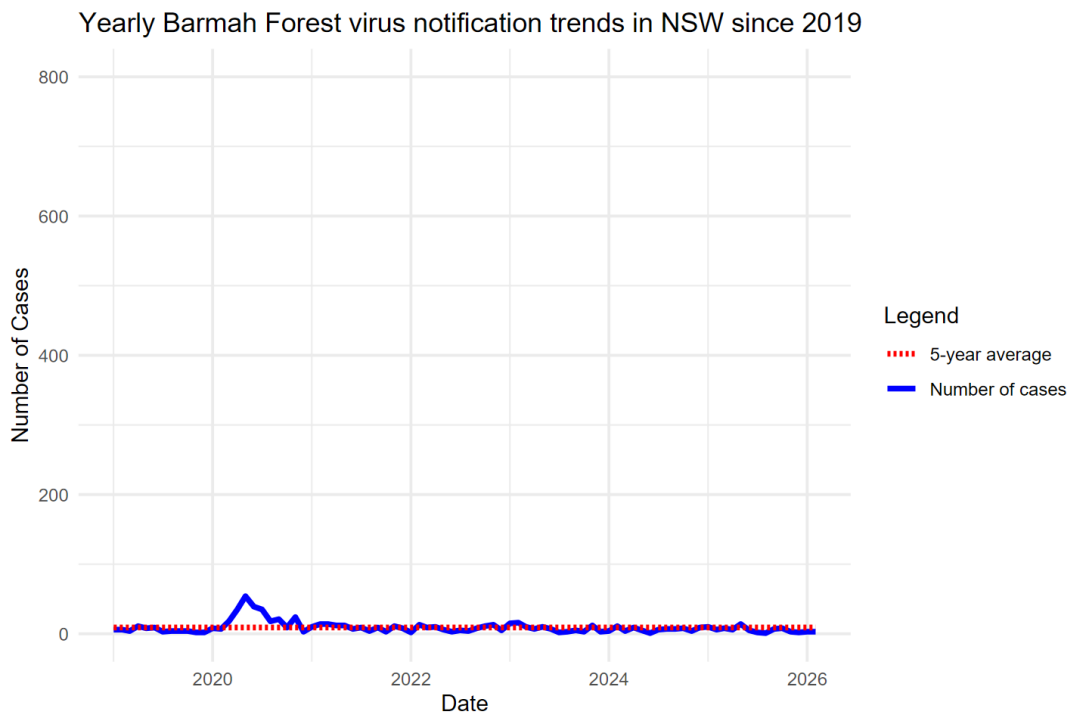
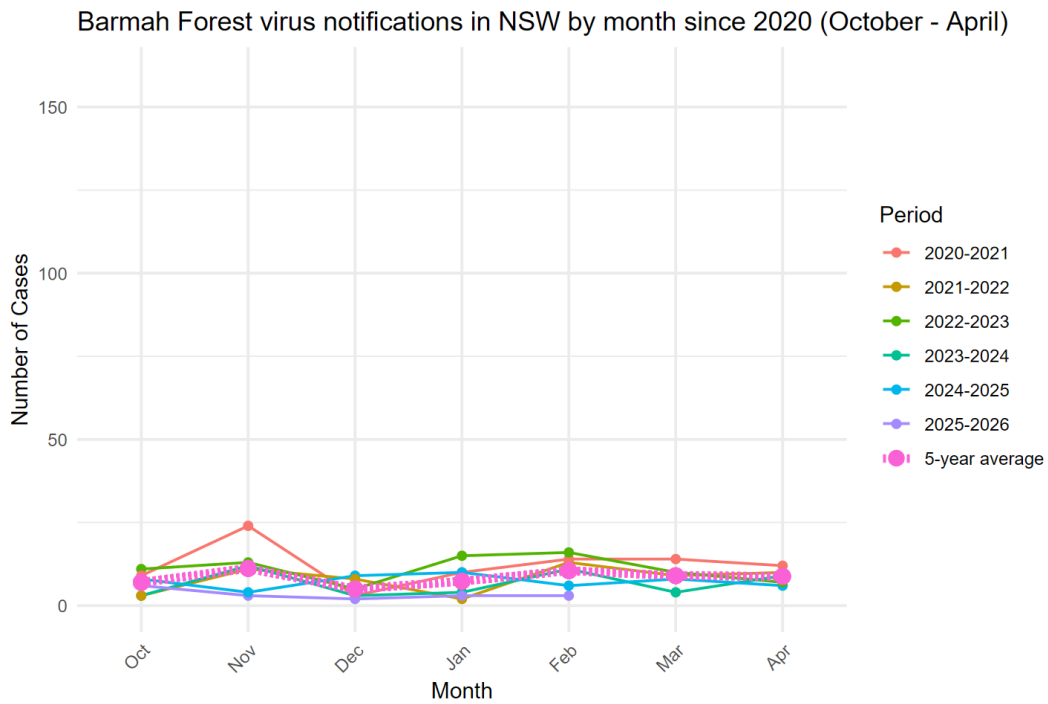
Notifications of Ross River virus and Barmah Forest virus infections, by month of disease onset (the earlier of patient-reported onset or specimen collection date), are available online at the [NSW Health website - infectious diseases data](#).

The following figures show notifications for the current NSW Arbovirus Surveillance and Mosquito Monitoring season (2025-2026), and the same period in the previous four years.

Ross River virus



Barmah Forest virus



Note: Presented human cases include both confirmed and probable cases.