

# NSW Arbovirus Surveillance and Mosquito Monitoring 2025-2026

Environmental Health Branch, Health Protection NSW

Weekly Update: Week ending 17 January 2026



**Bottom left** - Common banded mosquito, *Culex annulirostris* **Top and bottom right** - Saltmarsh mosquito, *Aedes vigilax* (Copyright 2020)

Weekly reports are available on [Mosquito-borne disease surveillance](#).

NSW Arbovirus and Mosquito Monitoring Surveillance Program dashboard is available on [NSW Arbovirus and Mosquito Monitoring Surveillance Program overview](#).

**Please send questions or comments about this report to:**

Surveillance and Risk Unit, Environmental Health Branch, Health Protection NSW: [hssg-ehbsurveillance@health.nsw.gov.au](mailto:hssg-ehbsurveillance@health.nsw.gov.au)

Testing and scientific services are provided by the Department of Medical Entomology, NSW Health Pathology, Institute of Clinical Pathology and Medical Research (ICPMR) for mosquito surveillance, and the Arbovirus Emerging Diseases Unit, NSW Health Pathology (ICPMR) for sentinel chicken surveillance.

The arbovirus surveillance and mosquito monitoring results in this report remain the property of the NSW Ministry of Health and may not be used or disseminated to unauthorised persons or organisations without permission.

SHPN (EH) 250925, ISBN 978-1-74231-269-9

# Summary

## Arbovirus Detections

### Sentinel Chickens

• There were no arbovirus detections in a sentinel chicken in the week ending 17 January 2026.

### Mosquito Isolates

• Barmah Forest virus was detected in mosquitoes collected in Griffith in the week ending 17 January 2026.

## Mosquito Abundance

### Inland

- **Low:** Balranald, Bourke, Moree, Murrumbidgee, Tamworth, Wilcannia.
- **Medium:** Forbes, Goulburn.
- **High:** Griffith, Leeton.

### Coastal

- **Low:** Batemans Bay, Gosford, Gumma, Lismore, Murwillumbah, Port Macquarie, Tweed, Wyong.
- **Medium:** Coffs Harbour, Kempsey, Narooma.
- **High:** Ballina, Lake Cathie, Newcastle.

### Sydney

- **Low:** Bankstown, Blacktown, Cumberland, Earlwood, Georges River, Liverpool, Northern Beaches, Penrith, The Hills.
- **Medium:** Canada Bay, Sydney Olympic Park.
- **High:** Parramatta.

## Environmental Conditions

### Climate

- In the week ending 17 January 2026, rainfall was higher than average along the coast in Southern NSW and Mid North Coast Local Health Districts, and average to below average across the rest of the state.
- In the coming week, 23 January to 29 January 2026, rainfall is expected to be average along the NSW coastline and across the Queensland border and lower than average elsewhere.
- Minimum temperatures are expected to be higher than average along the NSW coast and across northern NSW, and average across the rest of the state. Maximum temperatures are expected to be higher than average across all of NSW.

### Tides

- High tides over 1.8 meters are predicted for 19-22 January and 30 January to 4 February 2026 which could trigger hatching of *Aedes vigilax*.

## **Human Arboviral Disease Notifications**

### **Ross River Virus**

Two probable cases were notified in the week ending 17 January 2026.

### **Barmah Forest Virus**

One probable case was notified in the week ending 17 January 2026.

# Arbovirus Detections

This section details detections of Murray Valley encephalitis virus, Japanese encephalitis virus, Kunjin virus, Ross River virus and Barmah Forest virus in the NSW Arbovirus Surveillance and Mosquito Monitoring Program.

## Sentinel chickens

Chickens are bled for detection of antibodies directed against Murray Valley encephalitis virus, Japanese encephalitis virus and Kunjin virus, indicating exposure to these viruses. Test results for the past week are shown in the map below. A positive test result indicates one or more chickens in a flock tested positive for the **first time** to antibodies directed against a particular virus, indicating newly acquired infection.

### Sentinel chicken antibody test results for samples collected in the week ending 17 January 2026

In the week ending 17 January 2026, there were no arbovirus detections in a sentinel chicken.

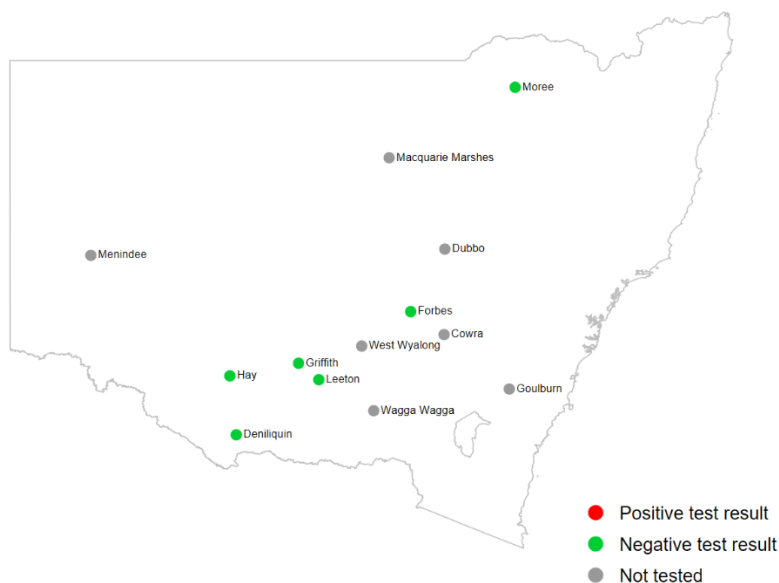


Table 1: Positive test results in the 2025-2026 surveillance season.		
Date of sample collection	Location	Virus
2025-11-20	Cowra	Kunjin
2026-01-02	Goulburn	Japanese Encephalitis



## Sydney sites

The map highlights detections of arboviruses that can cause human notifiable conditions, such as Murray Valley encephalitis virus, Japanese encephalitis virus, Kunjin virus, Ross River virus, and Barmah Forest virus. Detections of all arboviruses (including Edge Hill virus, Stratford virus and Kokobera virus) for the season are detailed in the positive test results for the 2025-2026 surveillance season.



There have been no arbovirus detections in Sydney sites during the 2025-2026 arbovirus season.

# Mosquito abundance

This section details counts of mosquitoes in the NSW Arbovirus Surveillance and Mosquito Monitoring Program. Each location represents the count average for all trapping sites at that location for the most recent week that collections were provided prior to preparation of this report.

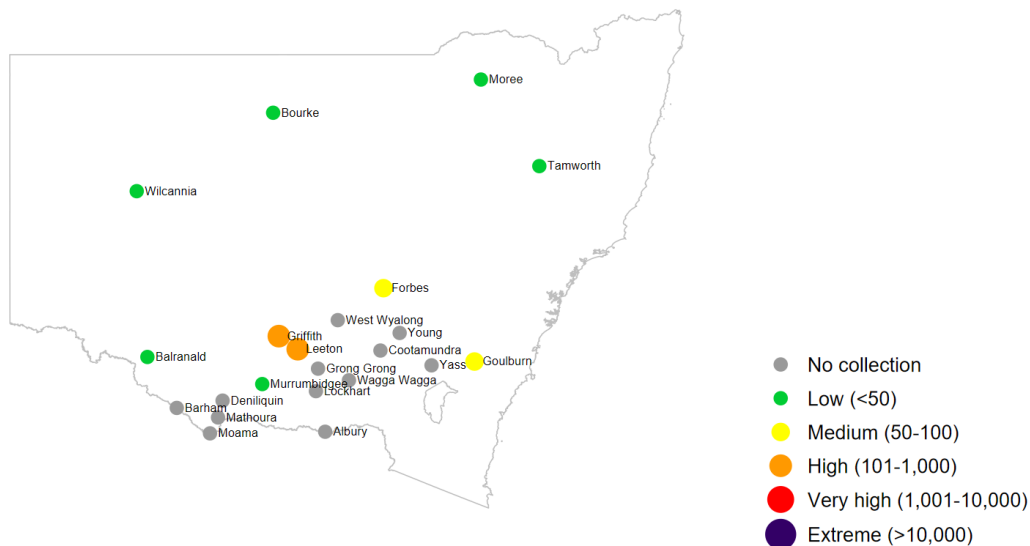
*Culex annulirostris* and *Aedes vigilax* are vectors of interest for Ross River virus and Barmah Forest virus, *Culex annulirostris* is also a vector for Japanese encephalitis virus.

## Mosquito counts

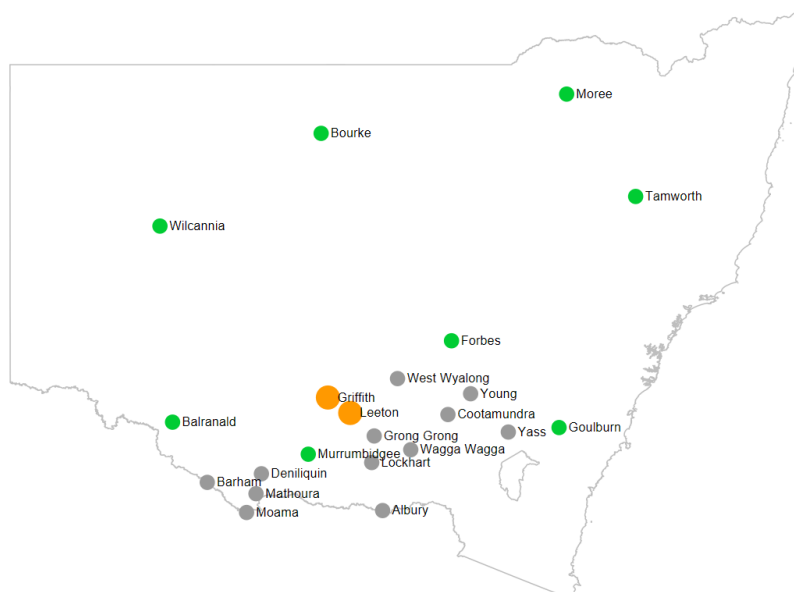
Mosquito counts (average per trap per location) for mosquito trapping sites reported in the week ending 17 January 2026

### Inland sites

Total mosquito counts

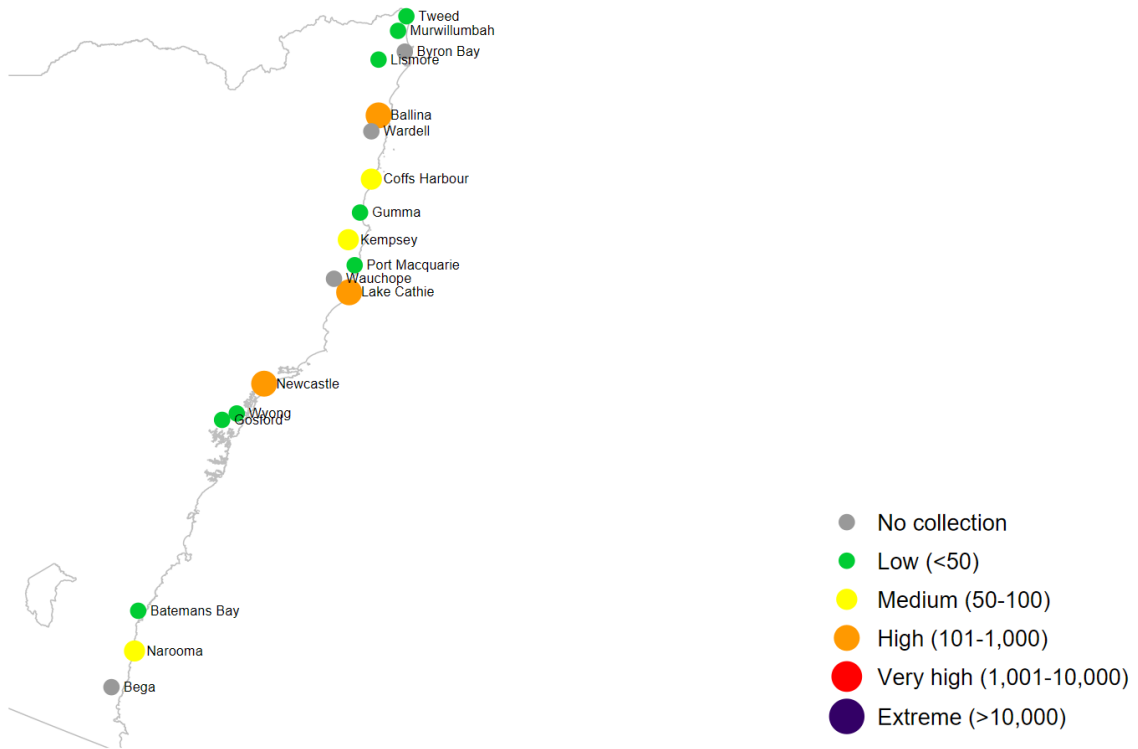


### *Culex annulirostris* counts

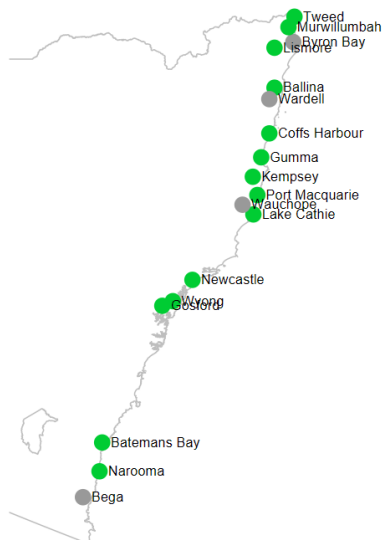


## Coastal sites

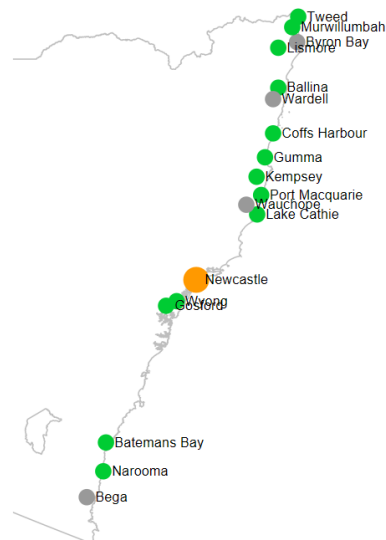
### Total mosquito counts



### *Culex annulirostris* counts

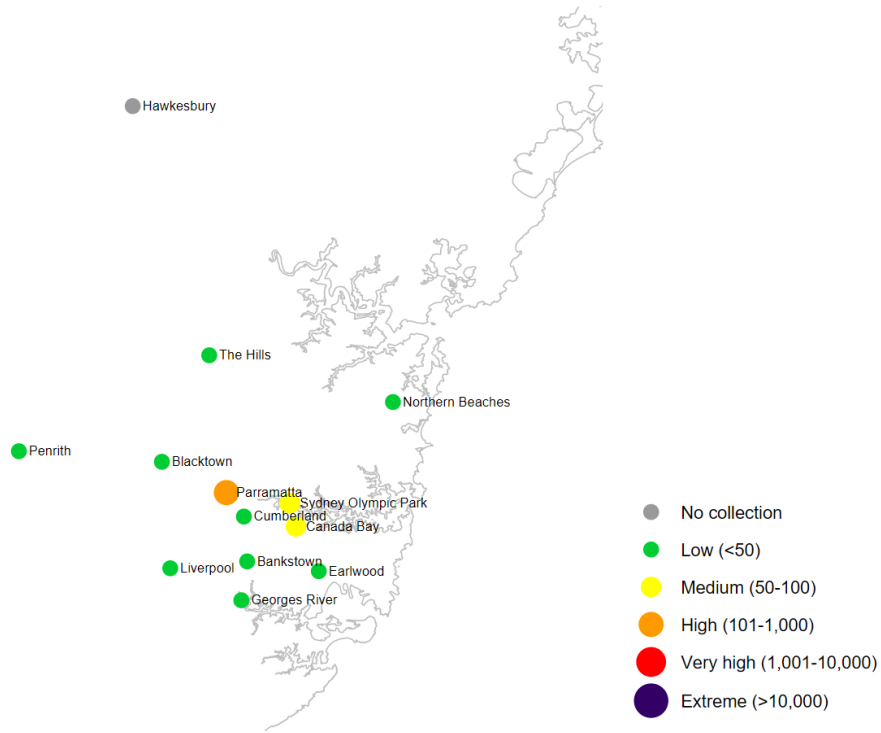


### *Aedes vigilax* counts

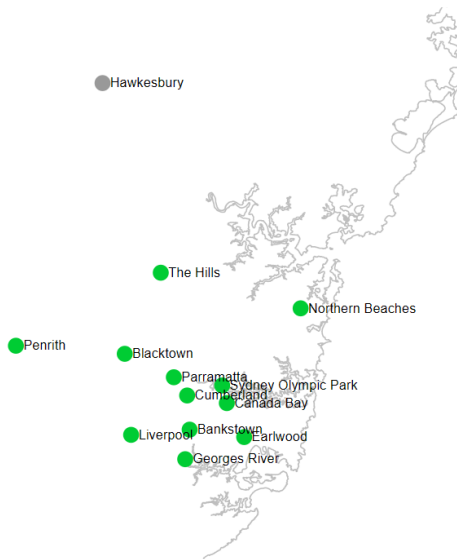


# Sydney sites

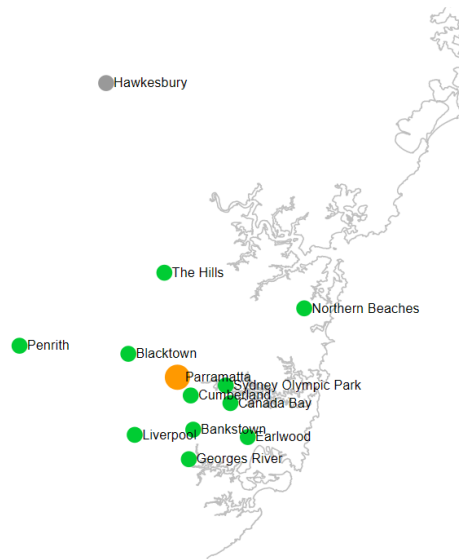
## Total mosquito counts



## *Culex annulirostris* counts



## *Aedes vigilax* counts



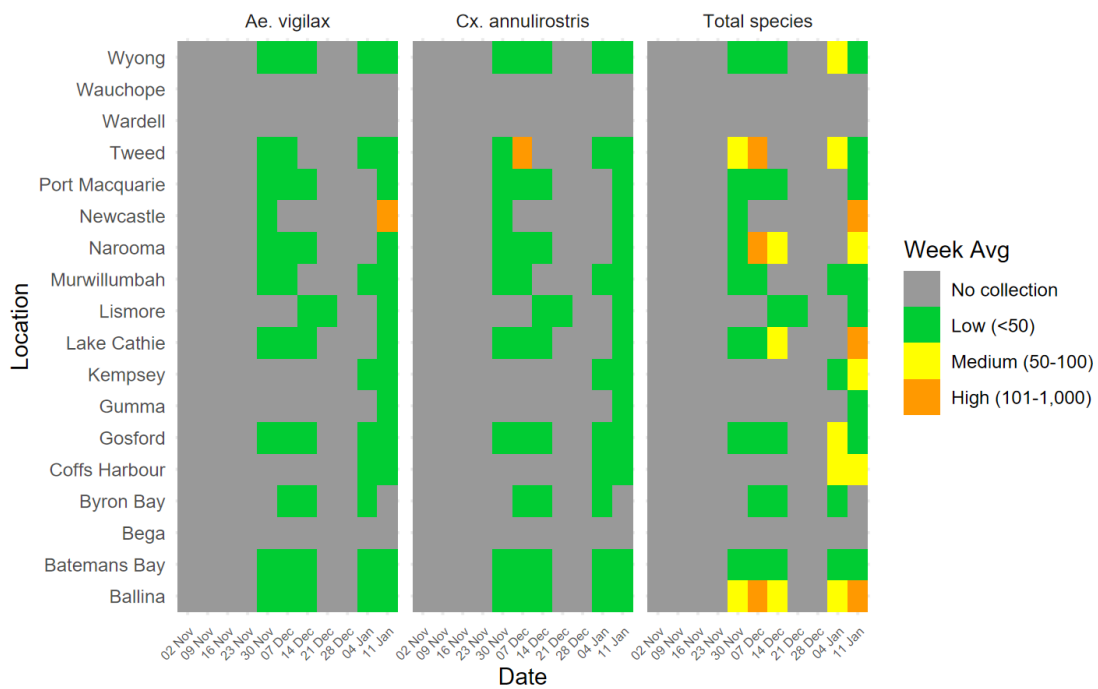
# Mosquito abundance results for the 2025-2026 season

## season

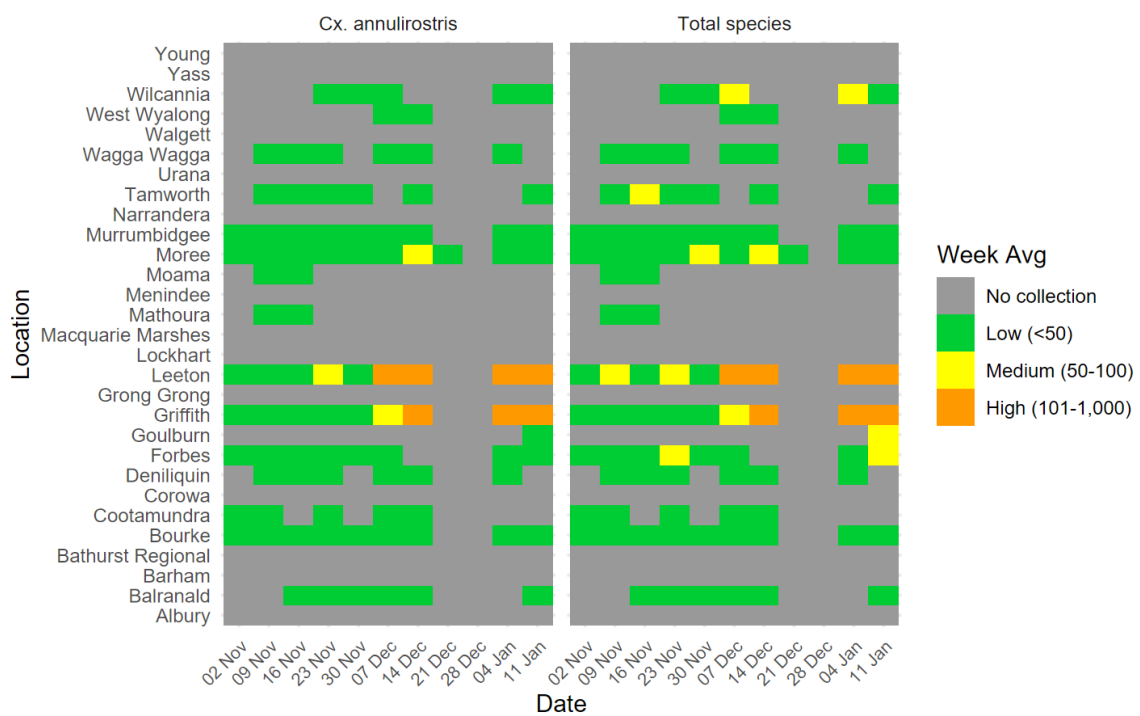
This section shows all mosquito trapping results by location and species type to date for the current arbovirus season.

### Cumulative mosquito abundance tables

Number of mosquitoes trapped along the coast (weekly average)



Number of mosquitoes trapped inland (weekly average)





# Human arboviral disease notifications

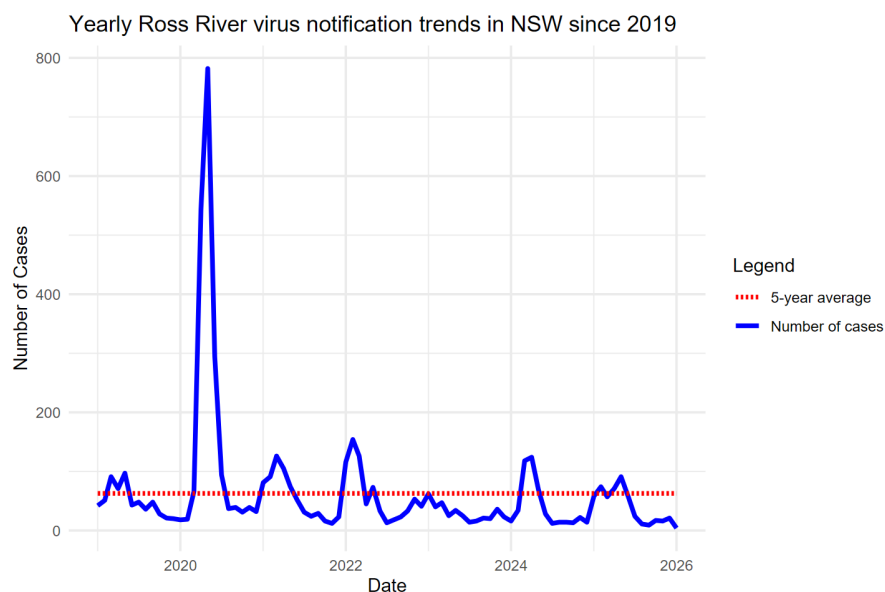
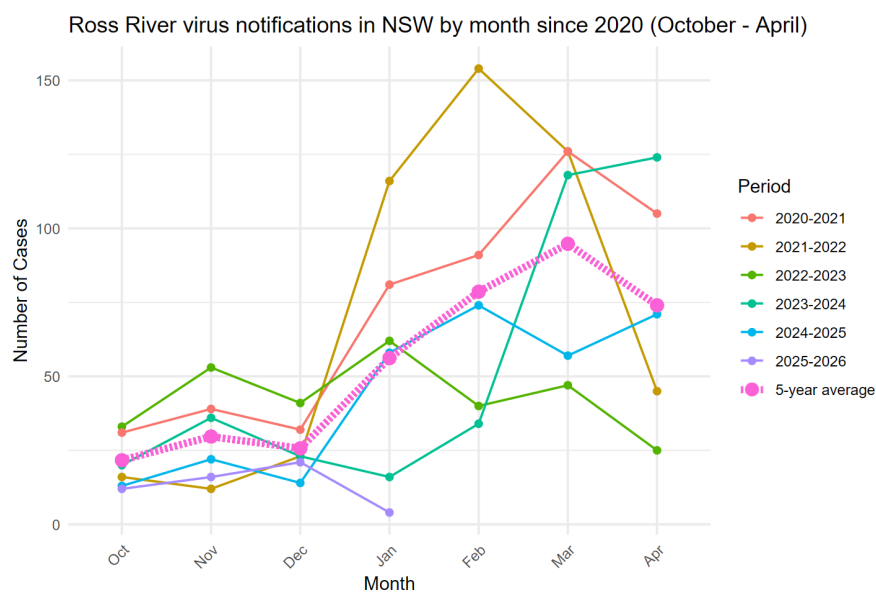
Under the *NSW Public Health Act 2010*, human arboviral infections are notifiable in NSW.

## Recent notifications of Ross River virus and Barmah Forest virus infections in humans (by date of case report received)

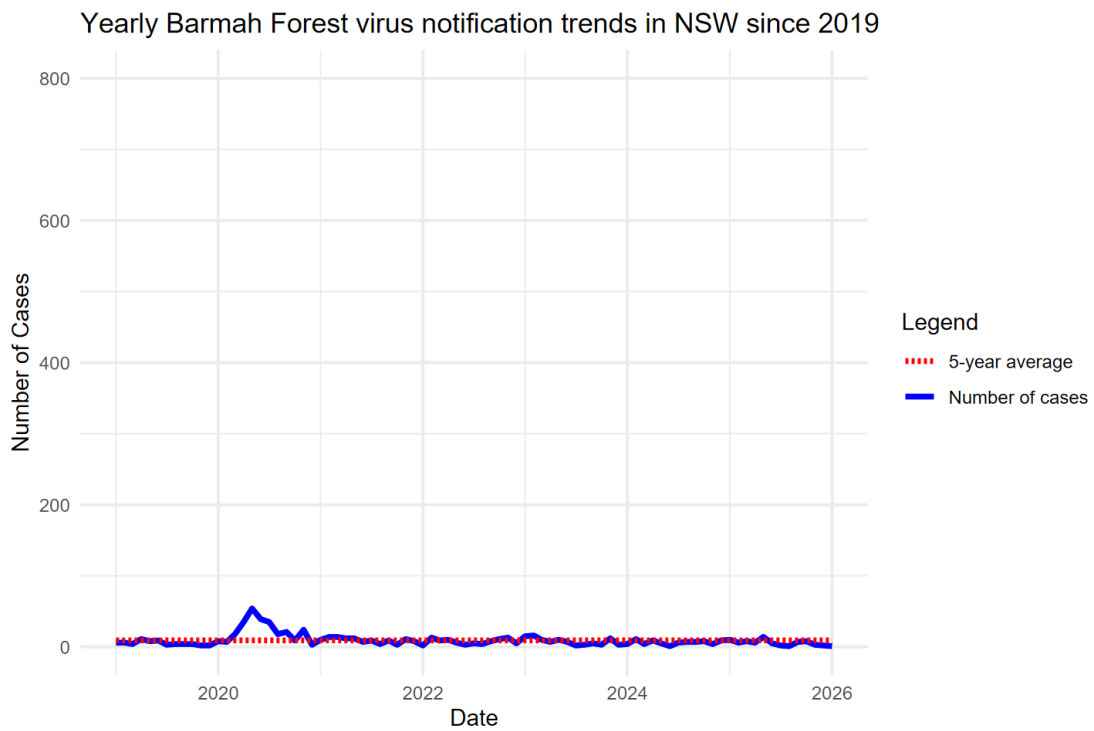
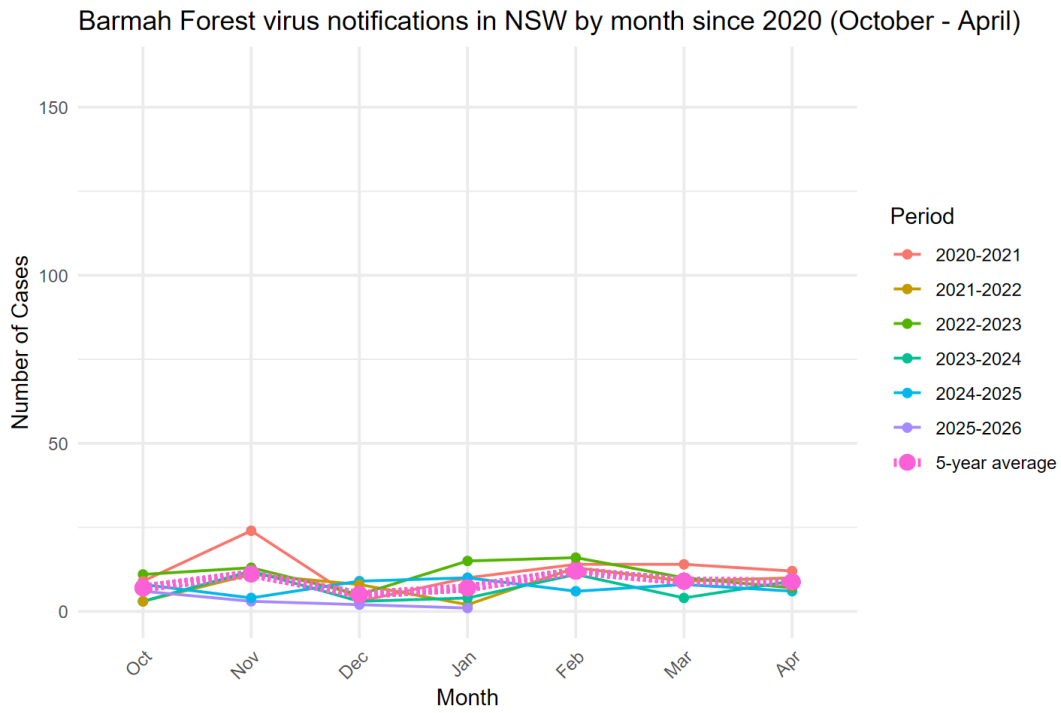
Notifications of Ross River virus and Barmah Forest virus infections, by month of disease onset (the earlier of patient-reported onset or specimen collection date), are available online at the [NSW Health website - infectious diseases data](#).

The following figures show notifications for the current NSW Arbovirus Surveillance and Mosquito Monitoring season (2025-2026), and the same period in the previous four years.

### Ross River virus



## Barmah Forest virus



**Note:** Presented human cases include both confirmed and probable cases.