

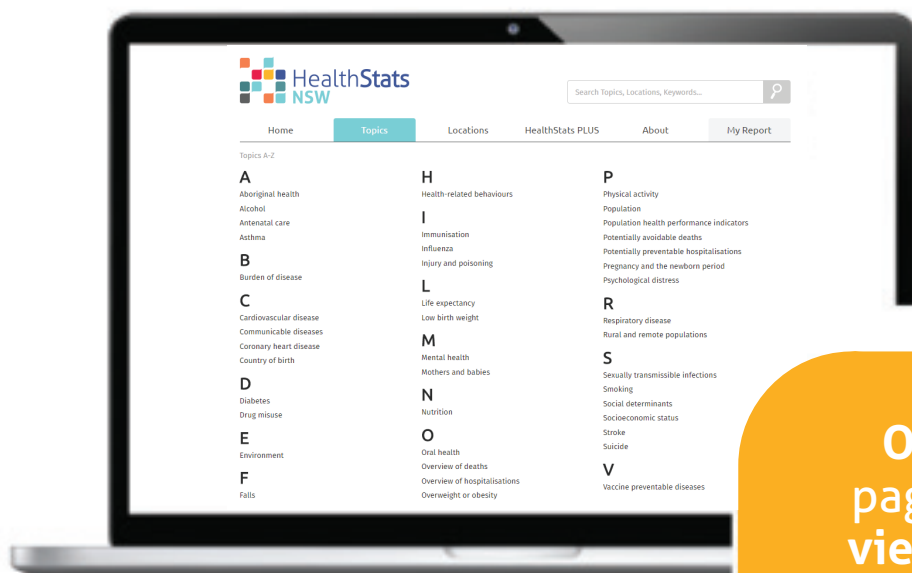
HealthStats NSW

Population health data at your fingertips



Health





One page is viewed every

2 mins



What is HealthStats NSW?

HealthStats NSW is an interactive, web-based application that allows users to freely access data and tailor reports about the health of the New South Wales (NSW) population.

HealthStats NSW provides information on:

- the health status of the NSW population
- health inequalities and the determinants of health
- the major causes of disease and injury, and current health challenges
- trends in health and comparisons between age groups and geographic locations.

Regular updates occur to add new indicators and to update data on existing indicators.

These population indicators complement the clinical service data available through the Bureau of Health Information and Clinical Excellence Commission.

HealthStats NSW contains over

200 indicator groups and there are more than

70,000 views available

HealthStats NSW supports the NSW Government Open Data Initiative.



What can you do with HealthStats NSW?

FIND data easily using keyword search or topic and location browsers.

ACCESS local data for a better understanding of your Local Health District, Local Government Area, or Primary Health Network, and see how it compares to others.

EXPLORE those data for different groups within the population, such as Aboriginal people, or by gender or age.

UNDERSTAND the data using the definitions, methods, disease codes, commentaries and associated information.

TRACK trends over time, to inform more proactive, needs-based planning.

DOWNLOAD customised or standard printable reports, or raw data for your own analysis.



HealthStats NSW *in action*

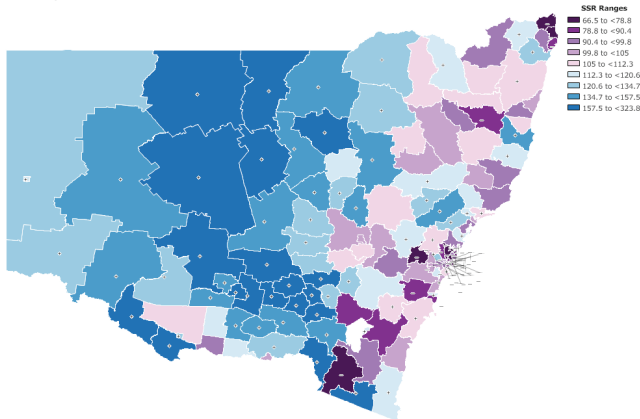
HealthStats NSW is now my major source of health information for my Local Health District population.

I can customise and download my own reports comparing our total District and individual Local Government Areas with state benchmarks. I can provide my District teams with population health information for planning, policy development and monitoring purposes. I can look at local trends over time for major diseases and risk factors. And I can compare data from HealthStats with our own local data.

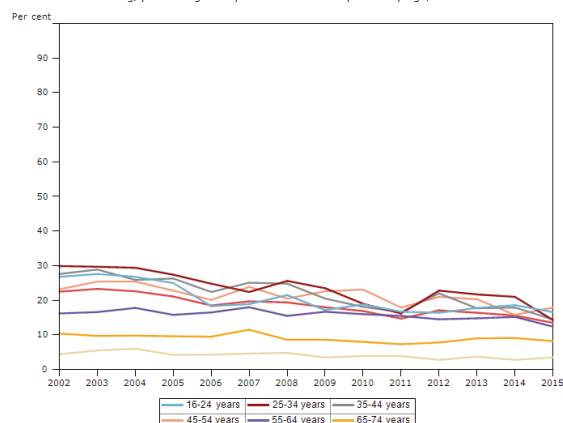
When I recently prepared a profile of the Murrumbidgee Local Health District I used HealthStats NSW to find the most recent data on hospitalisations, deaths, cancers, health status indicators and health risk behaviours, then combined this with Census data from the Australian Bureau of Statistics. This provided us with an extensive profile of our population.

Epidemiologist,
Murrumbidgee Local Health District

High body mass attributable hospitalisations by Local Government Area, NSW 2012-13 to 2013-14

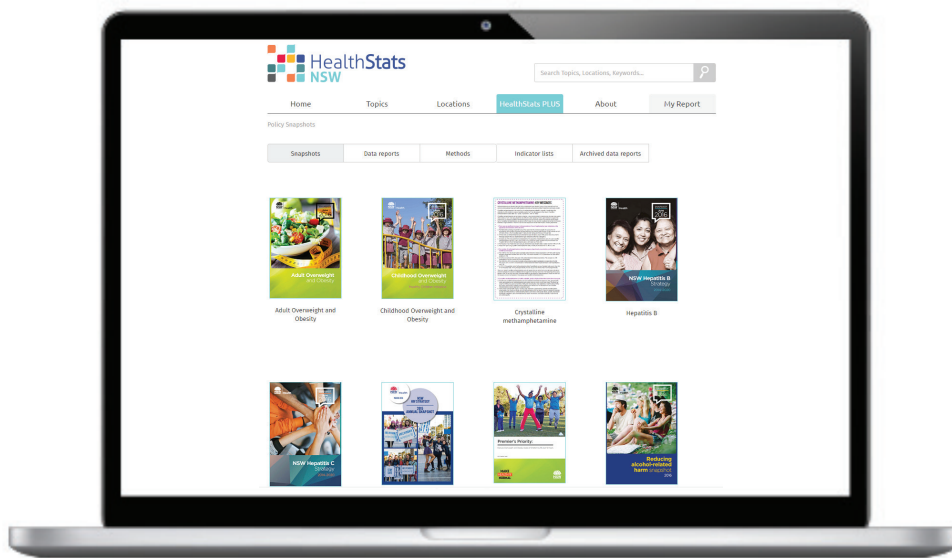


Current smoking, persons aged 16 years and over: Comparison by age, NSW 2002 to 2015



“Timely access to quality data is essential to plan health services and to track key indicators of population health. HealthStats NSW is an easy-to-use, reliable tool that provides a comprehensive picture of the health of the people of NSW.”

Dr Kerry Chant
NSW Chief Health Officer



www.healthstats.nsw.gov.au



SHPN (CEE) 160450

Want to receive an e-alert when we release new and updated indicators? Email us at healthstats@moh.health.nsw.gov.au to subscribe.