



Health
Western Sydney
Local Health District

Whole of Health After Hours Nurse Managers Forum

Discharge Principles Westmead Hospital

Shaun Connolly
Nurse Manager Operations
Patient Navigation and Access
Westmead Hospital
Western Sydney Local Health District
(m) 0439 031 829
(e) Shaun.Connolly@health.nsw.gov.au




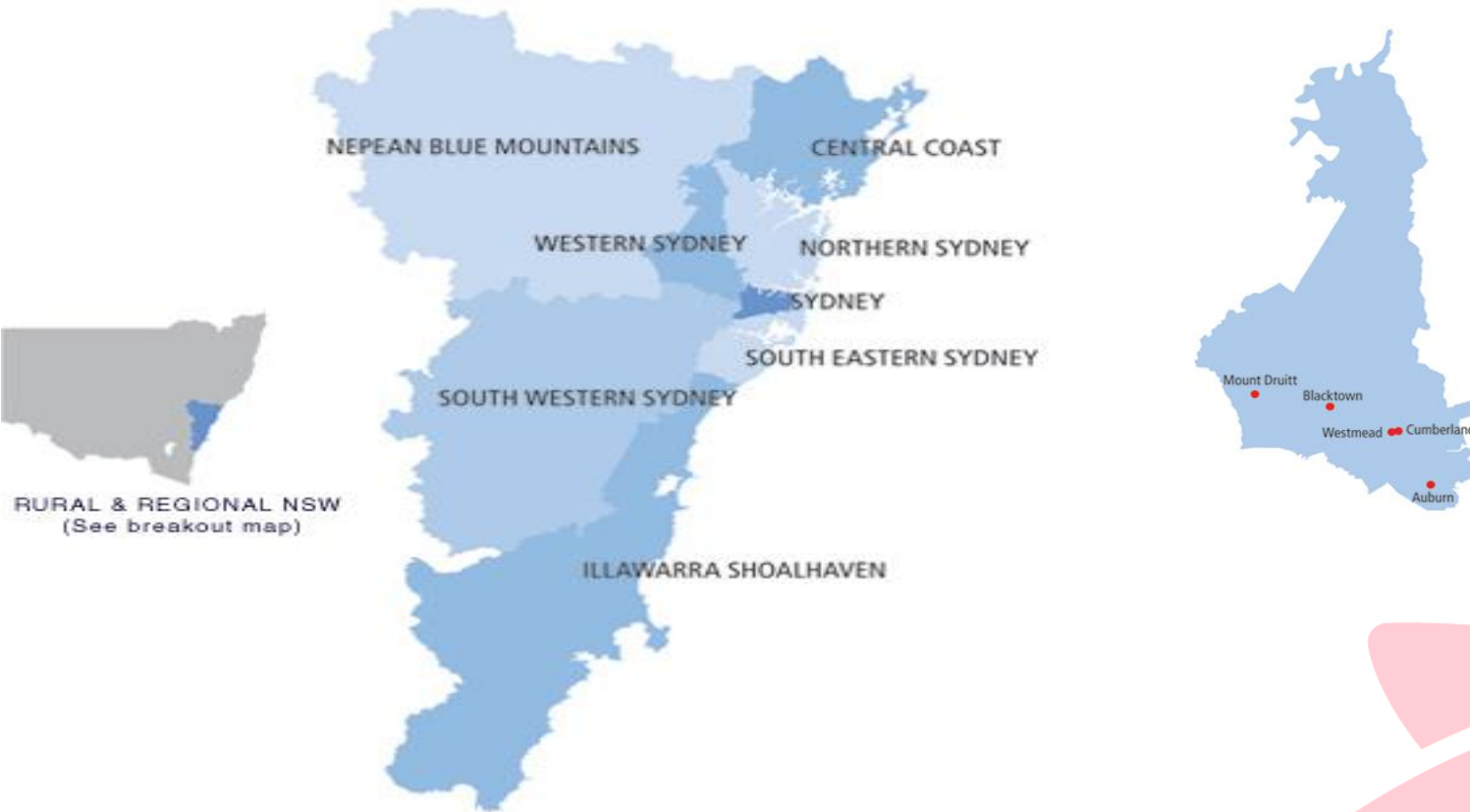
Westmead Hospital



Health
Western Sydney
Local Health District



Western Sydney Local Health District / Westmead Hospital



Western Sydney Local Health District Strategic Plan

Mission Statement

CORE Values

Six Key Principles

Culture

Integrated Care

Partnerships

Research and Education

Organisational Redesign

Financial Stability and Sustainability

<http://www.wslhd.health.nsw.gov.au>



Health

Western Sydney
Local Health District

Challenges

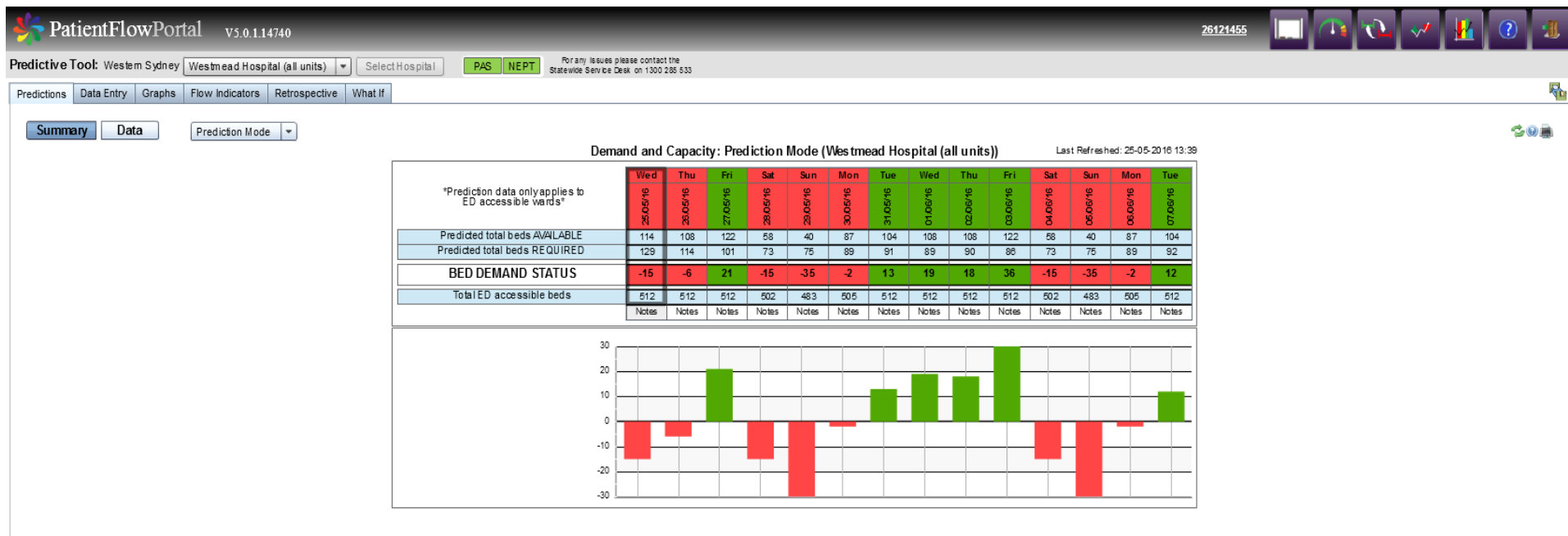
Westmead Hospital Emergency Department Presentations are expected to increase by 60% by 2030



Health
Western Sydney
Local Health District



Discharge Principles



Patient Discharge Unit [PDU] Utilisation

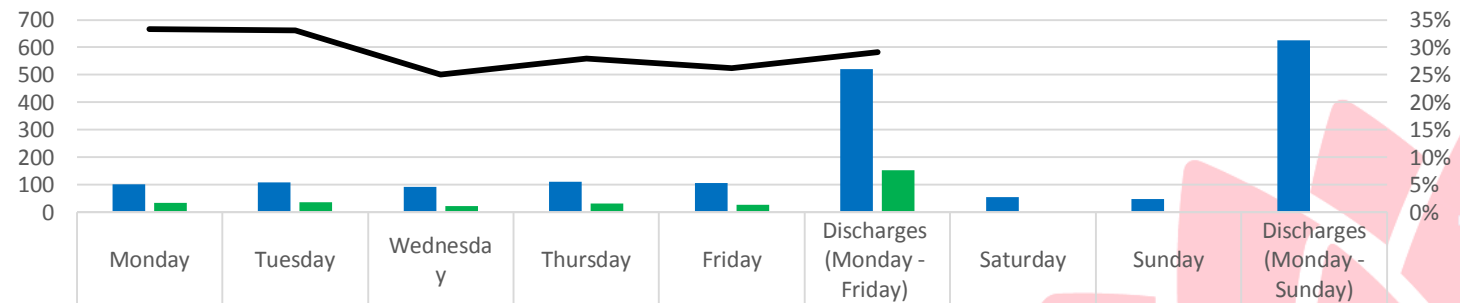
Emergency Department Accessible Discharges: 528 [Monday – Sunday]

- 688[previous week]

Patient Discharge Unit Utilisation/Total Discharges [Monday – Friday]: 166/453 = 37%

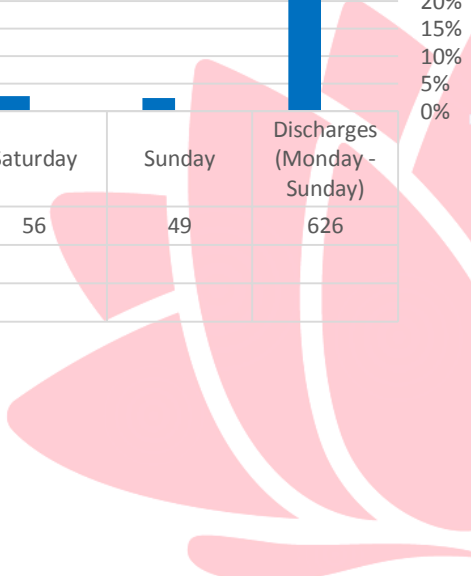
- N/A [previous week]

PDU Utilisation



Discharges	102	109	92	111	107	521	56	49	626
PDU	34	36	23	31	28	152			
PDU Utilisation (%)	33%	33%	25%	28%	26%	29%			

Discharges PDU PDU Utilisation (%)



Patient Discharge Unit [PDU]

Inflow

All Units including the Emergency Department

Ambulatory Care/Clinics

Outflow

Family /Carer

Non-Emergency patient Transport [Inter Hospital Transport / Discharge]

Taxi



Communications - Performance

Predictive Tool

Daily / Shift Messaging

Bed Management Meeting

Demand / Escalation Framework [CAP / STEP]

Emergency Department Accessible Beds Unit Description	Occupancy 100%	Current Westmead Hospital Occupancy	Elective - Surgery	Elective - Medical	DWA/Inter- Hospital Transfers	Emergency Department Admissions @ 0800	Total	Previous Day - Predicted Discharges (09.15 Bed Management Meeting - A + P)	Previous Day - EDO (Patient Flow Portal)	Discharge	Discharge	Total Discharge
	100%	100%								Ward	POU	Total
Division 1 - Surgery and Anaesthetics - Occupancy		99%										
ASC SURGICAL HDU	16	16	4			1	5					0
BSA PLASTICS	29	29	4		2		6			6	5	11
BSC SURGICAL COLONRECTAL/GASTRO	37	37	3			1	4			7	3	10
DNA TRAUMA ORTHOPAEDIC	28	28				2	2			1		1
DSC NEURO MEDICAL SURGICAL	36	36			1	1	2			5	1	6
ESC NEURO/TRAUMA HDU	13	13	2			2	4					0
DSC CARDIOTHORACIC and GENERAL SURGERY	29	29	3				3			3	6	9
CSC CARDIOTHORACIC ICU/HDU	12	10	1				1				1	1
Total	200	198	17	0	3	7	27	0	0	22	16	38
Division 2 - Critical Care and Medicine - Occupancy		99%										
ASA ACUTE CARDIOLOGY	27	27			2	5	7			3	2	5
ASB CORONARY CARE UNIT	7	7					0					0
ASC CARDIOLOGY and INTERVENTIONAL CARDIOLOGY	26	26		5			5			5	5	10
BSA RESP GEN MEDICINE	24	28					0			9	3	12
BSE MEDICAL HDU	16	16			1		1			1		1
B4C OPERA	32	32				2	2			5	4	9
HOPE	8	2					0			3		3
D4B STROKE UNIT	8	9					0			1	1	2
D4C GERIATRIC MEDICINE	28	28					0			4		4
I4A REHABILITATION	19	19					0			1	1	2
C4C GERIATRIC REHABILITATION	25	25					0				3	3
E3A and B ADULT ICU	23	21					0			1		1
Total	243	240	0	5	3	7	15	0	0	33	19	52
Division 3 - Cancer and Medicine - Occupancy		103%										
A4C/ INFEC DISEASES AND ADOLDS	23	23		1			1			3		3
ABA HDU RENAL UROLOGY WARD	28	28	2				2			2		2
C5A HAEMATOLOGY	25	25					0			3		3
CSC ONCOLOGY and PALLIATIVE CARE	29	29		2			2			1	1	2
D3A GASTROENTEROLOGY WD	16	28	2	1			3			7		7
Total	121	125	4	4	0	0	8	0	0	16	1	17
Division 4 - Women's and Newborn - Occupancy		100%										
GYNAC/ONCOLOGY WHW	25	25	2				2			6		6
Total	25	25	2	0	0	0	2	0	0	6	0	6
Total	589	588	12	18	6	14	52	0	0	77	36	113



Health
Western Sydney
Local Health District

Opportunities

Access Performance Indicator

ACHS National Standards

Partnerships

Westmead Precinct Redevelopment



Health
Western Sydney
Local Health District

