



Certificate of Accreditation

Sewage Management Facility

Sewage Ejection Pump Station

This Certificate of Accreditation is issued by the Secretary of the NSW Ministry of Health pursuant to Clause 41(1) of the Local Government (General) Regulation 2005.

Manufacturer: *NOV Australia Pty Ltd*

Of: *75 Frankston Gardens Drive,
Carrum Downs, VIC, 3201*

The INVIZIQ Sewage Ejection Pump Station as described in the following Schedule has been accredited as a sewage management facility for use in single domestic premises in NSW.

*A/Director, Environmental Health
for Secretary (delegation PH335)*

Issued: *20/10/2021*

Certificate No: *SEPS011*

Expires: *31 December 2026*



Accreditation Schedule


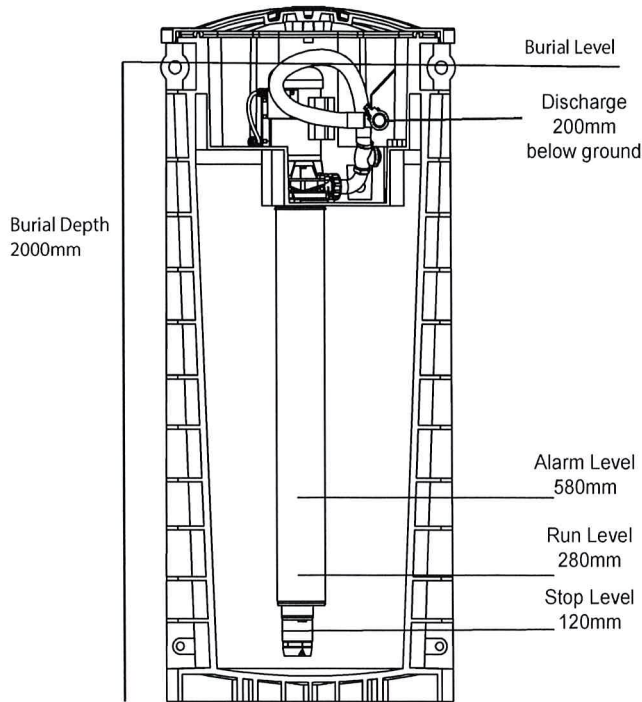
The Certificate of Accreditation applies to the following sewage ejection pump station.

The INVIZIQ 900 litre polyethylene sewage ejection pump station consists of:

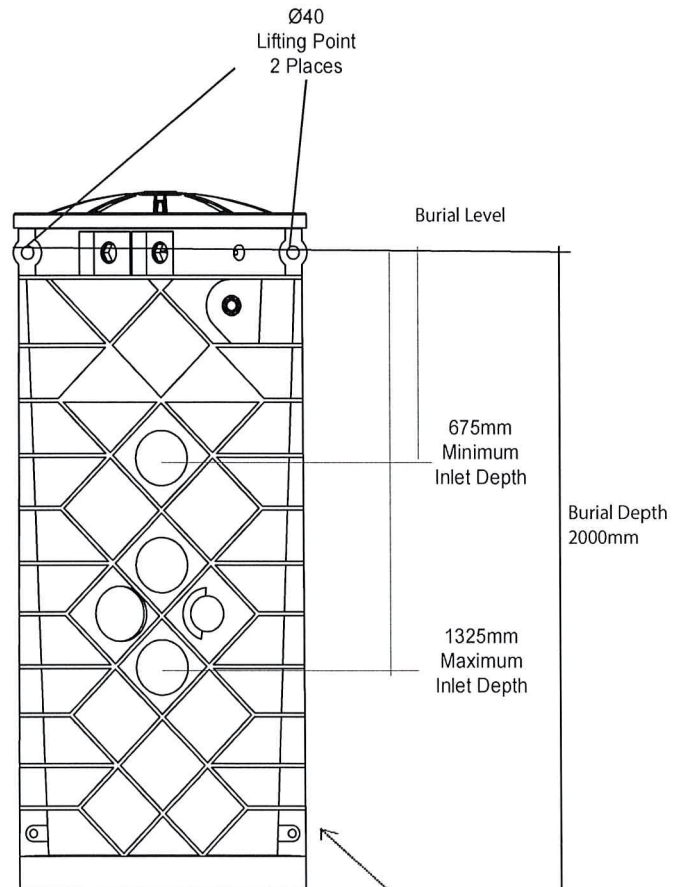
- A vertical axis type cylindrical rotational moulded polyethylene pump well and lid, manufactured by Melbourne Rotomould Pty Ltd, Pakenham, Victoria, with a capacity of 900 Litres manufactured to AS1546.1:2008.*
- A Mono INVIZIQ macerator pump (or equivalent), fitted with an Advanced Level Sensor.*
- A check valve and gate valve fitted on the outlet of the grinder pump. The discharge pipe is connected to a 32mm diameter UPVC or poly pipe to the sewer.*
- An audible and visible alarm with mute facility.*

Specifications

3.10 LEVELS WITHIN 900L TANK (NOT DRY WELL)



3.10.1 PIPE CONNECTION AND LIFTING POINTS ON 900L TANK



NOTE: Do not use the lifting points on the top of the tank if pre-ballast is applied, instead lifting hooks (REO) should be moulded through these points. Refer to NOV Australia Pty Ltd for further advice.

Specifications

3.7 INVIZIQ™ TANK SPECIFICATION - 900 LITRE TANK

Materials

Tank and Lid:	LDPE	
Gasket:	EPDM	
Pump Inlet:	Stainless Steel	
Pump Discharge:	Check Valve:	Stainless Steel Swing Type
	Pipe Work	Reinforced Rubber hose

Approvals

- Tank tested to AS/NZS 1546.1:2008

Weight

Tank 900 Litre only:	120 Kg
Lid only:	8 Kg
Tank 900 Litre fully assembled:	175 Kg

Capacities - 900 Litre Tank

Maximum:	900 Litres
Off Level:	50 Litres
Run Level:	170 Litres
Alarm Level:	330 Litres
Emergency Capacity	570 Litres

Environmental


Storage Temperature:	-10 to 60 deg C
Operating Temperature:	-10 to 50 deg C

Lid Loading

- Maximum Loading: 500 Kg

Tank Discharge

- 1 1/4" BSP Male Thread



Tank Inlet

- Inlet to be drilled on site using a 121mm holesaw to suit either:
 - 100mm DWV Grommet Seal or
 - 110mm Spigot

3.7.1 DIMENSIONS OF 900 LITRE TANK (MM)

