



Certificate of Accreditation
Sewage Management Facility
Aerated Wastewater Treatment System
Advanced Secondary Effluent
Nutrient Reduction

This Certificate of Accreditation is issued by the Secretary of the NSW Ministry of Health pursuant to Clause 41(1) of the Local Government (General) Regulation 2021.

System: *Polyethylene PABSNR-1350 Advanced Secondary Nutrient Reduction AWTS*

Manufacturer: *Taylex Australia Pty Ltd*

Address: *56 Prairie Road, Ormeau, Queensland, 4208*

The Taylex PABSNR-1350 Advanced Nutrient Reduction AWTS as described in Schedule A, has been Accredited as a sewage management facility in accordance with the Secondary Treatment System Accreditation Guideline 2018 for use in single domestic premises in NSW. This Accreditation is subject to the conditions and permitted uses specified in Schedule B.

*Director, Environmental Health
for Secretary (delegation PH335)*

Issued: *20/12/2022*

Certificate No: *STS-AWTS068*

Expires: *31 December 2027*

Schedule A:

Specification: Taylex Polyethylene PABSNR-1350 Advanced Secondary Nutrient Reduction AWTS

Name and Model of STS: Taylex Polyethylene PABSNR-1350 Advanced Nutrient Reduction Secondary AWTS (known as Taylex Poly PABSNR-1350 Advanced AWTS)

The Taylex Poly PABSNR-1350 Advanced AWTS is designed to treat sewage daily flow rate of 1350 litres per day from a residential dwelling occupied by 9 persons.

The STS is contained in a collection well with design capacity of 7,449L (6,066 L working capacity); NSW Health Accreditation Number STCW032;

Chamber	Design capacities
Primary treatment	2,565 L (1,684 + 881 L)
• Partition	yes
Secondary treatment	
• Aeration chamber	2,053 L
• Clarifier	663 L
• Irrigation chamber	665 L
Emergency storage	3,440 L
Operational water level (depth)	
• primary	1,430 mm
• secondary	1,410 mm

The emergency storage capacity is achieved by increased height of chambers.

The attached "Specification" should be consulted.

Schedule B: Conditions of Accreditation

1. General

- 1.1 Prior to installation the owner/occupier of the premises shall make an application, in accordance with Clause 26 of the *Local Government (General) Regulation 2021*, to the local authority for approval to install and operate the Taylex Poly PABSNR-1350 Advanced AWTS as a Sewage Management Facility in accordance with Section 68, Part C of the *Local Government Act 1993*.
- 1.2 The local authority shall apply those Conditions of Accreditation, appropriate to the owner / occupier, to any approval to operate the Taylex Poly PABSNR-1350 Advanced AWTS issued under Clause 45(4), *Local Government (General) Regulation 2021*.
- 1.3 In accordance with Clause 36 of the *Local Government (General) Regulation 2021*, the Taylex Poly PABSNR-1350 Advanced AWTS shall have an expected service life of 5 years in the case of mechanical and electrical components and 15 years in the case of other components.
- 1.4 The owner / occupier shall ensure that the Taylex Poly PABSNR-1350 Advanced AWTS is installed or constructed:
 - in accordance with the accredited specifications of the type tested unit and in accordance with good trade practice, and
 - so as to allow ease of access for maintenance, and
 - with regard to the health and safety of users, operators and persons maintaining the facility, and
 - must be installed or constructed so as to make appropriate provision for access to, and removal of, contents in a safe and sanitary manner, and
 - must, if it is intended to be a permanent fixture, be anchored to prevent movement.
- 1.5 The manufacturer / supplier shall ensure that the Taylex Poly PABSNR-1350 Advanced AWTS is supplied, constructed, and installed in accordance with the design (including the disinfection unit) as submitted and accredited by the NSW Ministry of Health. The Taylex Poly PABSNR-1350 Advanced

AWTS shall not be modified or altered except that alternate individual mechanical and electrical components such as pumps, PLCs, etc, may be substituted provided that the component meets the accredited design specification.

- 1.6 Any permanent modification or variations to the accredited design of the Taylex Poly PABSNR-1350 Advanced AWTS shall be submitted for separate consideration and variation of the Certificate of Accreditation by the NSW Ministry of Health. Modifications will be considered in accordance with section 2.3.13 of AS1546.3:2017.
- 1.7 Each Taylex Poly PABSNR-1350 Advanced AWTS shall be permanently and legibly marked by the manufacturer in accordance with section 3 of AS1546.3:2017.
- 1.8 The manufacturer shall supply with each Taylex Poly PABSNR-1350 Advanced AWTS an owner's manual, which sets out the care, operation, maintenance, and on-going management requirements of the system. The owner's manual prepared by the manufacturer shall specifically contain a plan for the on-going management of the Taylex Poly PABSNR-1350 Advanced AWTS. The manual shall include details of:
 - the treatment process,
 - procedures to be followed in the event of a system failure,
 - emergency contact numbers,
 - maintenance requirements,
 - inspection and sampling procedures to be followed as part of any on-going monitoring program developed by the local authority.
- 1.9 The manufacturer shall provide the following information to each local authority where it is intended to install a Taylex Poly PABSNR-1350 Advanced AWTS in their area once Ministry Accreditation has been obtained:

<ul style="list-style-type: none">• Statement of warranty• Statement of service life• Quality Assurance Certification• Installation Manual• Service Manual• Owner's Manual	<ul style="list-style-type: none">• Manufacturer's Service Report Form• Engineering Drawings• Specifications• A4 Plans• Certificate of Accreditation documentation from NSW Health.
---	---

The manufacturer need not provide the above information to the local council where the information or document is contained on the manufacturer's web site.

2. Installation and Commissioning

- 2.1 The owner / occupier shall have the Taylex Poly PABSNR-1350 Advanced AWTS inspected and checked by the manufacturer or the manufacturer's agent. The manufacturer or the agent is to certify that the system has been installed and commissioned in accordance with its design, conditions of accreditation and any additional requirements of the local authority.
- 2.2 The owner / occupier shall ensure that all electrical work is carried out on the Taylex Poly PABSNR-1350 Advanced AWTS by a licensed electrician and in accordance with the relevant provisions of AS/NZS 3000.
- 2.3 The owner / occupier shall not commission the Taylex Poly PABSNR-1350 Advanced AWTS unless the land application system has been completed.

3. Maintenance

- 3.1 The owner / occupier of the premises shall enter into a minimum 12-month contract or agreement with a service agent and ensure that the Taylex Poly PABSNR-1350 Advanced AWTS is serviced:

- in accordance with the manufacturer's / supplier's service manual and using the manufacturer's / supplier's service sheet; and
- by a service agent who
 - has completed a course on the servicing and maintenance of STS; and has some supervised servicing experience or extensive un-supervised experience;
 - is employed or authorised by the manufacturer / supplier of the Taylex Poly PABSNR-1350 Advanced AWTS;
 - uses replacement parts which meet the minimum specification of the Taylex Poly PABSNR-1350 Advanced AWTS;
 - has advised of their name, contact details and credentials to the local authority;
 - submits a completed NSW Health "Local Council Service Report" (template attached) to the local authority immediately after each and every service;
 - shall report to the local authority any instances where the owner / occupier refuses to authorise repairs, replacement of parts or maintenance; and
 - does not perform electrical work or enter confined spaces unless trained and is suitably qualified to do so.

3.2 The owner/occupier shall not service the Taylex Poly PABSNR-1350 Advanced AWTS unless they are an authorised agent of the manufacturer.

3.3 The Taylex Poly PABSNR-1350 Advanced AWTS once installed and commissioned shall be serviced at three (3) monthly intervals.

3.4 The manufacturer / supplier of the Taylex Poly PABSNR-1350 Advanced AWTS shall place on its web site a copy of the service manual, service sheet or form and specifications for the Taylex Poly PABSNR-1350 Advanced AWTS to facilitate servicing, maintenance and repairs. Commercial-in-confidence documents may be provided directly to the service agent without uploading to the web site.

3.5 Each three-monthly service shall, as a minimum where provided, include a check on all mechanical, electrical and functioning parts of the system including:

- The chlorinator and replenishment of the disinfectant,
- Pump and air blower,
- The alarm system,
- Slime growth on the filter media,
- Operation of the sludge return system,
- The effluent irrigation area,
- On-site testing for free residual chlorine, pH and dissolved oxygen at the appropriate check points.

4. Verification

4.1 Effluent from the Taylex Poly PABSNR-1350 Advanced AWTS taken in any random grab sample shall comply with the following standard:

- BOD⁵ less than 30 mg/L
- TSS less than 45 mg/L
- E. coli less than 100 cfu/100 ml
- Free residual chlorine greater than 0.2 and less than 2.0 mg/L

5. Permitted uses

5.1 The effluent is suitable for re-use for garden purposes by way of any of the forms of irrigation as described in AS/NZS 1547:2012:

- above ground spray irrigation; and/or
- surface drip irrigation covered by mulch; and/or
- sub-surface drip irrigation installed at around 100 mm depth; and or
- any form of sub-soil application.

Each of the forms of irrigation or application is subject to the approval of the local authority.

6. Advanced Secondary Treatment System

6.1 The Taylex Poly PABSNR-1350 Advanced AWTS when tested by a Product Certification Body in accordance with AS1546.3:2017 was found to comply with the Advanced Secondary Effluent Criteria as follows:

**TABLE 2.1 (Abrev) AS1546.3:2017
ADVANCED SECONDARY EFFLUENT COMPLIANCE CRITERIA FOR A STS**

Parameter	Advanced secondary effluent	
	90% of Samples	Maximum
BOD5	≤ 10mg/L	12 mg/L
TSS	≤ 10 mg/L	8 mg/L
<i>E. coli</i> *	≤ 10 cfu/100mL	3 cfu/100mL
FAC p	Minimum 0.5 mg/L†	N/A
Turbidity ?	N/A	10 NTU

* Where disinfection is required.

p Where chlorine disinfection is used.

† Minimum level, not 90% of samples.

? Where UV light is used for disinfection.

7 Reduction in nutrient levels


During the testing of the Taylex Poly PABSNR-1350 Advanced AWTS the treated effluent was tested for total Nitrogen (TN) and total Phosphorous (TP) concentrations. The treatment process has the capacity to reduce the TN and TP concentrations as follows:

- Total N from an average of 70.4 mg/l to 23.3 mg/l which represents a reduction of 66.9%.
 - Total P from an average of 11.64 mg/l to 8.5 mg/l which represents a reduction of 26.46%.
-



Local Council STS (DGTS) Service Report: February 2018		
Owner's Name:	Local Council:	
Installation Address:		
System Brand & Model:	<input type="checkbox"/> Domestic	<input type="checkbox"/> Commercial
Date of this service: / /	Date of last Service: / /	Next service due: / /
Has the STS/DGTS been serviced in accordance with the manufacturer's / supplier's requirements and using the service sheet? <input type="checkbox"/> Yes <input type="checkbox"/> No If "No" why not?		
STS/DGTS functioning correctly? <input type="checkbox"/> Yes <input type="checkbox"/> No If "No" why not?		
According to sludge-judge or other methodology is de-sludging needed? <input type="checkbox"/> Yes <input type="checkbox"/> No If "Yes" what action is recommended?		
Offensive odours?	<input type="checkbox"/> Yes <input type="checkbox"/> No	If "Yes" what action is recommended?
Alarms tested and functional?	<input type="checkbox"/> Yes <input type="checkbox"/> No	If not "functional" what action is recommended?
Final Effluent Quality		
Tested?	<input type="checkbox"/> Yes <input type="checkbox"/> No	
Disinfected?	<input type="checkbox"/> Yes <input type="checkbox"/> No	
Chlorine tablets remaining?	<input type="checkbox"/> Yes <input type="checkbox"/> No	
Quality?	<input type="checkbox"/> Satisfactory <input type="checkbox"/> Unsatisfactory	
On what evidence is this judgement made? If "Unsatisfactory" what action was recommended?		
Land Application Area		
Surface ponding?	<input type="checkbox"/> Yes <input type="checkbox"/> No	
Run off?	<input type="checkbox"/> Yes <input type="checkbox"/> No	
Excess plant growth?	<input type="checkbox"/> Yes <input type="checkbox"/> No	
Effluent leaving premises.	<input type="checkbox"/> Yes <input type="checkbox"/> No	
High risk areas contaminated? *	<input type="checkbox"/> Yes <input type="checkbox"/> No	* Patio, play areas, BBQ, etc
Operating satisfactorily?	<input type="checkbox"/> Yes <input type="checkbox"/> No	If "Not operating satisfactorily" what action was recommended?
Overall Condition of STS? <input type="checkbox"/> Excellent <input type="checkbox"/> Good <input type="checkbox"/> Fair <input type="checkbox"/> Poor		
Comments / Action Recommended / Repairs Needed / Repairs Performed:		
Has the owner / occupier taken recommended actions? <input type="checkbox"/> Yes <input type="checkbox"/> No		
Service Agent:	Contact Details:	
Signature:	Date:	

Source: Adapted from "Checklist 4.2: Operational AWTS inspection report for use by service providers and Council inspectors" in *Designing and Installing On-Site Wastewater Systems*, Sydney Catchment Authority, May 2012



Taylex
WASTEWATER

Specification

POLY ADVANCED BLOWER SYSTEM

-Nutrient Reduction

-1350L/per day

PABSNR-1350

TAYLEX POLY ADVANCED BLOWER SYSTEM NUTRIENT REDUCTION 1350L/ per day PABSNR -1350

Specification

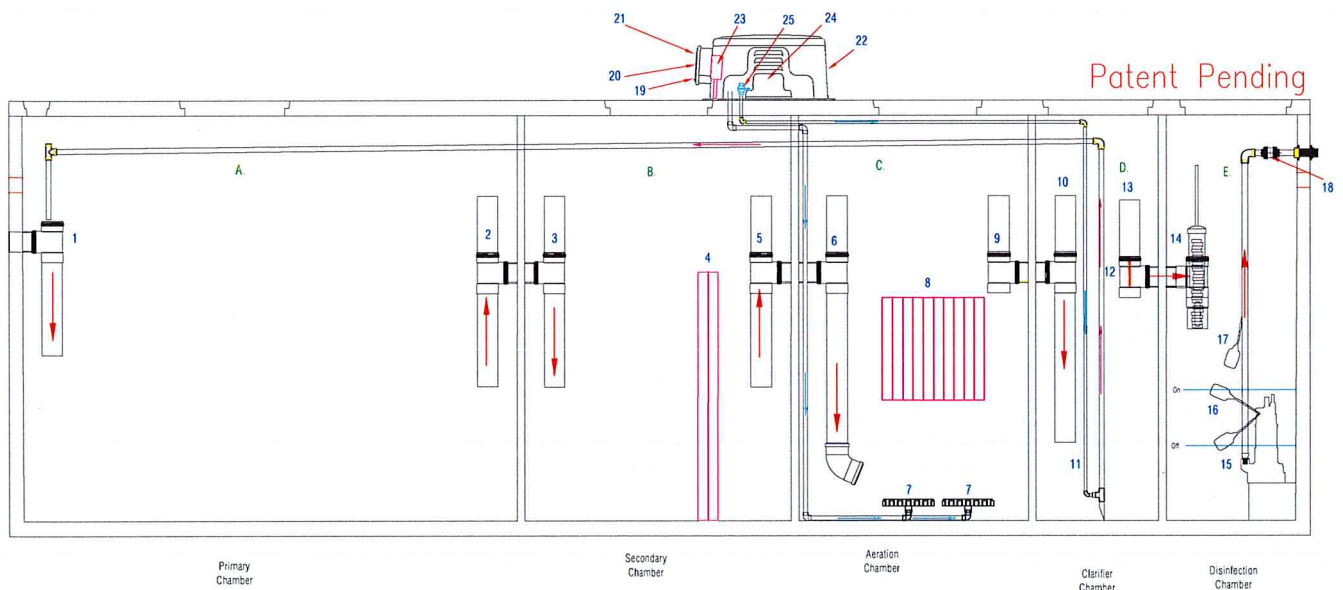
General Description:

The Taylex Poly Advanced Blower System NR 1350 (PABSNR-1350) Secondary Treatment System (STS) is designed to treat the wastewater from a residential dwelling up to 1,350 Litres per day, with a daily flow of 150 Litres per person and an average daily BOD⁵ 70g per person.

The Taylex PABSNR-1350 STS is contained in one vertical axis type cylindrical moulded polyethylene collection well with a design capacity of 7,449 Litres and an operating capacity of 5,908 Litres.

Flow path of wastewater:

1. A primary pre-treatment chamber, with a capacity of 1,646 Litres.
2. A secondary pre-treatment chamber, with a capacity of 881 Litres.
3. An aeration chamber, with a capacity of 2,053 Litres. This chamber is fitted with bio block media, 2, 9" disk diffusers.
4. A sedimentation / clarifier chamber, with a capacity of 663 Litres, containing a Taylex Filter Control (TFC) fitted to the outlet, and recirculation to the primary.
5. A Disinfection chamber, with a capacity of 665 Litres, incorporating a capacity of 300 Litres for chlorine contact of effluent. A chlorine disinfection unit is installed on the inlet to the irrigation chamber. The system is fitted with either a Davey D25 or D42 Irrigation Pump.
6. An Emergency Storage Buffer 1541 Litres.
7. The automatic irrigation pump transfers the treated effluent to the effluent disposal area / land application area (LAA).



Product Specification Table:

Australian Standards Compliance		
Effluent Testing	AS1546.3:2017	
Tank Design and Testing	In Ground	AS1546.1:2008
	Above Ground	AS4766.2006
System Model	PABSNR-1350	POLY
Treatment Level	Advanced Secondary + % Nutrient Reduction	

Tank Capacity	
Total Tank Capacity	7449L
Operating Capacity	5908L

System Chamber Capacities	
Primary Chamber	1646L
Secondary Chamber	881L
Aeration Chamber	2053L
Clarifier Chamber	663L
Irrigation Chamber	665L
Emergency Storage	1541L
Maximum Hydraulic Loading Capacity	1,350 litres per day / 9EP

Design Parameters		
Parameter	Total Per Day	Total Per person Per day
Daily Flow	1,350L/ 9 EP	150L
Maximum Organic Loading BOD ⁵	630g	70g
Total Suspended Solids (TSS)	630g	70g
Total Nitrogen (TN)	135g	15g
Total Phosphorus (TP)	22.5g	2.5g

Effluent Compliance: AS1546.3:2017		
Biochemical Oxygen Demand (BOD ⁵)	<10mg/l	
Total Suspended Solids (TSS)	<10mg/l	
E.Coli	<10cfu/100ml	
Min. FAC	Min 0.5 mg/l	

Temperature		
Operating Temperature C°	Minimum	Maximum
	-2°C	45°C

Electricity Consumption	
Kilowatt hours per day (kWh/d)	1.90
Kilowatt hours per 1000L (kWh/1000L)	1.52

Servicing and Maintenance	
Servicing Frequency	Every 3 months

Components List & Repair/ Replacement Instructions:

- | | |
|-----------------------|--|
| 1. Primary Chamber | - 100mm inlet Junction, BIO Block |
| 2. Secondary Chamber | - 100mm Junction x 2 |
| 3. Aeration Chamber | - 100mm Junction x 2, BIO Block, Air Lift, Disk Diffuser |
| 4. Clarifier Chamber | - 100mm Junction, Taylex Filter Control, Recirculation Chamber |
| 5. Irrigation Chamber | - 100mm Junction, Chlorine Dispenser, Irrigation Pump, High Level Alarm Float, 100mm Elbow |

Component List

TANK

Polyethylene Tank and Lid
Multi-chambered monolithic poly tank made using a sandwiched, closed-cell foam polymer manufacturing method.

Repair / Replacement Details:
Replacement lids available from Taylex or your local Service Agents.

Cracks can be repaired using a poly welder.




- 1) 100mm Sweep Tee With dropper pipe and riser
- 2) Repair / Replacement Details:
Replacement tee and pipe can be purchased from a local plumbing store. Cut 100mm pipe at wall and using a 100mm slab repair coupling install new tee.
- 3)
- 5)



- 4) BIO Block Media
Width - 385mm
Length - 110mm
Height - 1400mm
Surface Area - 20.6m²




- 6) 100mm Sweep Tee With 1000mm dropper pipe and 100mm 45° M&F Bend
- Repair / Replacement Details:
Replacement tee and pipe can be purchased from a local plumbing store. Cut 100mm pipe at wall and using a 100mm slab repair coupling install new tee.




- 7) Diffuser x 2
Material - EPDM
Diameter - 250mm (9inch)

Repair / Replacement Details:

Turn the system off. Replace the diffuser by making a new complete aeration pipe assembly fitted with the Diffuser. Cut the main aeration supply line, place the new diffuser in the system, weighed down with a small concrete block and rotate the diffuser under the biomass. Re fix the new aeration pipe assembly complete with a joining socket. Removing the old Diffuser is not required. Turn the system on. Purchase the complete assembly from Taylex.



- 8) BIO Block Media
Width - 550mm
Length - 1100mm
Height - 500mm
Surface Area - 105m²



- 9) 100mm Sweep Tee With dropper pipe and riser

- 10) **Repair / Replacement Details:**
Replacement tee and pipe can be purchased from a local plumbing store. Cut 100mm pipe at wall and using a 100mm slab repair coupling install new tee.
- 13)



- 11) Recirculation System

- 12) For the transfer of fluids using the 'Venturi Principle'. Air is injected toward the base of a vertical open ended PVC conduit. Continuous displacement occurs as the air moves vertically to the liquid, drawing liquid through the bottom of the conduit. The air/liquid mixture reaches a vertical maximum where it then moves through the 90° bend into the primary chamber. The conduit is arranged in the base of the clarifier so that the residual sludge constitutes the main vacuum target.

Sludge Base Removal


Sludge deposit removal is to be scheduled 1 time per 6 years or as determined necessary by a licenced Taylex Sales Technician or the client or due to mechanical failure.

Servicing

Routine maintenance/servicing of the Taylex PABSNR -1350 is to be scheduled quarterly or as determined necessary by an approved Taylex Sales Technician or due to mechanical failure. Refer to Field Service Report sheet for testing requirements.

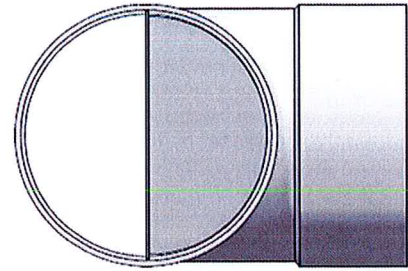
Repair / Replacement Details:

Turn the system off. Replace the Sludge Recirculation Assembly by cutting the main line and installing the new assembly with a joining socket. Turn the system on. Purchase the complete assembly from Taylex.



- 12) Taylex Filter Control (TFC)
Material - Stainless steel

Repair / Replacement Details:
Replace the TFC assembly by cutting the 100mm slab repair coupling, install the replacement TFC assembly.



- 14) Chlorine Dispenser
Material - HD Polyethylene
Length - 500mm
Diameter - 90mm

The chlorine dispenser is placed in the 100mm Tee located in the irrigation chamber.

Repair / Replacement Details:
Repairing the Chlorine Dispenser is not recommended. If the Dispenser is damaged, replace it with a new unit. Purchase the complete assembly from Taylex.



- 15) Irrigation Pump
The irrigation pump is self-controlled via a ball bearing activated float switch. When the according volume is reached in the pump chamber, the ball bearing in the float moves and creates an active connection. The treated effluent is pumped to the approved dispersal zone, as the chamber reaches minimum volume, the float drops and de-activates the pump. The type and capacity of the pump will be in accordance with the land application requirements.

Repair / Replacement Details:
Turn the system off. Replace the pump by disconnecting the barrel union, be sure not to drop the internal valve assembly. Lift the Pump Assembly out of the tank. Undo the threaded fitting connect to the outlet of the pump. Re apply thread tape and fix the threaded fitting back onto the pump. Return the assembly to the tank and re-connect the barrel union, ensuring the valve is seated correctly. Turn the system on. Purchase the correct pump from Taylex or a local outlet, ensuring the performance is identical to the pump removed.

DAVEY D25 - 9m Head
Voltage - 220 -240 IP 68
AMPS - 1.9 Phase 1 50hZ
Max Flow - 200L/min 7m


DAVEY D42A/B3 - 32m Head
Voltage - 220 -240 IP 68
AMPS - 4.3 Phase 1 50hZ
Max Flow - 130L/min 7m



- 17) Alarm System High Water
 Material - PVC
 Length - 20mm
 Width - 90mm
 Trigger - High Water
 Code - 3
 Visual - Red L.E.D - 3 Flashes
 Audible - Micro Buzzer
 Voltage - 12V

Repair / Replacement Details:

Turn the system off. Replace the float by disconnecting the electrical connection in the terminal block, located in the lower section of the control box. Feed the new float cable into the control box and connect to the terminal block, fixing the screws firmly. Re fix the float to the pipe assembly and loop the lead around the barrel union, to set the float height. Turn the system on. Purchase the float from Taylex.



- 18) Non- Return Valve
 Height - 85mm
 Length - 140mm
 Width - 85mm

Repair / Replacement Details:

Turn the system off. Replace the Non- Return Valve by cutting the pipe in either side of the valve. Re-join the pipe using sockets and glue the Valve and sockets together. Ensure the glue is set before turning the system back on.



- 19) Control Panel Box
 Material - HD Polyethylene
 Height - 210mm
 Length - 190mm
 Width - 85mm

The weather proof control box is fixed to the side of the blower box using stainless steel screws. The control panel is fitted to the inside of this box and is connected to the power, high water alarm and pressure switch, via a gland at the back of the box.

Repair / Replacement Details:

Repairing boxes is not recommended. Replacements boxes be purchased from Taylex or your local service agent.




- 20) ECO Control Panel
 (240v to 12V Power Supply)
 Length - 160mm
 Height - 100mm

The Taylex ECO is a 12V controller powered by the 240v to 12v power supply plug. As the unit is 12V all works including replacements and repairs do not need to be completed by a Licenced Electrician. All service agents can therefore complete all works within the Control Box and on the Taylex ECO Controllers.

The Taylex ECO Controller Assembly (complete with Controller, Control Panel Box, 3 x GPO Assembly and Blower Box) is classed as electrical equipment and has been certified to comply with AS/NZS 3820, meeting the Electrical Safety requirements in Australia and New Zealand

Repair / Replacement Details:

Turn the system off. Replace the Control Panel by removing the 4 screws in the control box. Disconnect the Loom plug from the rear of the panel. Connect the loom to the new panel; return the new Control Panel to the control box and re fix the 4 screws. Turn the system on. Purchase the Control Panel from Taylex.



- 21) L.E.D Light
Height - 30mm
Length - 20mm

The LED visual alarm is constructed within the Eco Panel. This LED Red light will flash when an alarm is present. The number of flashes represent the particular code.

Repair / Replacement Details:
Replacement of the LED lights only is not possible; the complete Control Panel must be replaced. Purchase the Control Panel from Taylex.



- 22) Blower Box
Material - HD Polyethylene
Height - 350mm
Length - 600mm
Width - 400mm

The Blower box is fitted to the lid of the ABS using 4 x 30mm anchors.

Repair / Replacement Details:

Repairing boxes is not recommended. Replacement boxes can be purchased from Taylex or your local service agent.






- | | |
|------------------------|----------------|
| 23) Weatherproof GPO's | |
| Single | Double |
| Height - 85mm | Height - 85mm |
| Length - 85mm | Length - 115mm |
| Width - 80mm | Width - 80mm |

Mains 10amp power is connected through the 25mm coupling provided on the side of the PABSNR -1350 and pulled up through a conduit into the Single GPO. The 12volt power pack plugs into the single GPO to power the control panel. The blower and irrigation pump are plugged into the double GPO.

The double GPO contains a 5amp circuit breaker, which will activate if either the pump or blower (or both) draw too many amps, indicating a fault with the pump or blower. The breaker can be reset by pushing in the button if activated. The systems normal operation including alarms will continue to function, if the breaker is activated.

Repair / Replacement Details:
Replacing the GPO's can only be completed by a licenced electrician, please refer to the Taylex Electrical Connection instructions for details. Replacements can be purchased from Taylex or your local service agent.



- 24) Nitto 120L Blower
Material - Alloy / Plastic
Height - 232mm
Width - 210mm
Length - 407mm
Weight - 9.7kg
Noise Rating: 40dB(A)
Capacity - 120L
Back Pressure Range - 5kpa - 25kpa
Motor Power - 130 Watts
Power Source - 240V 50hZ

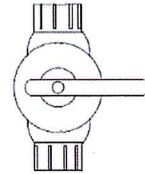
Repair / Replacement Details:
Purchase replacement Blowers and parts from Taylex.



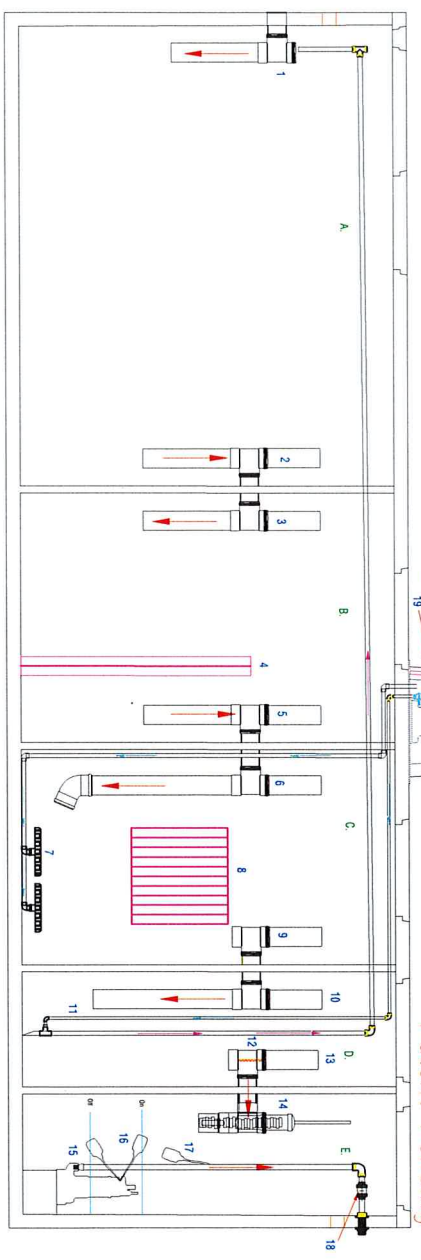
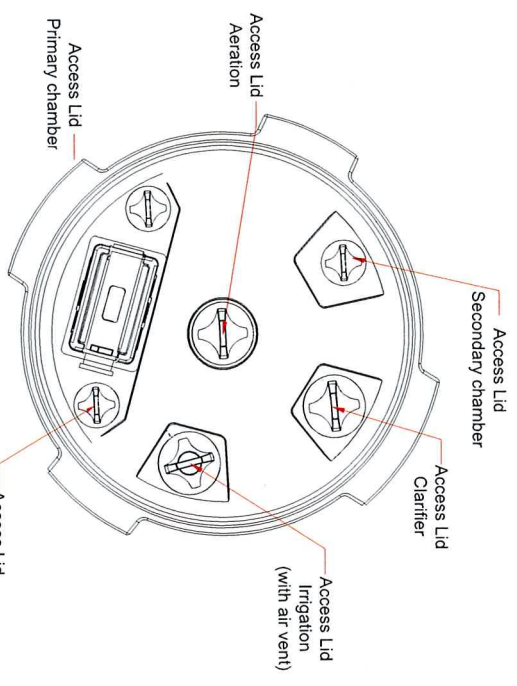
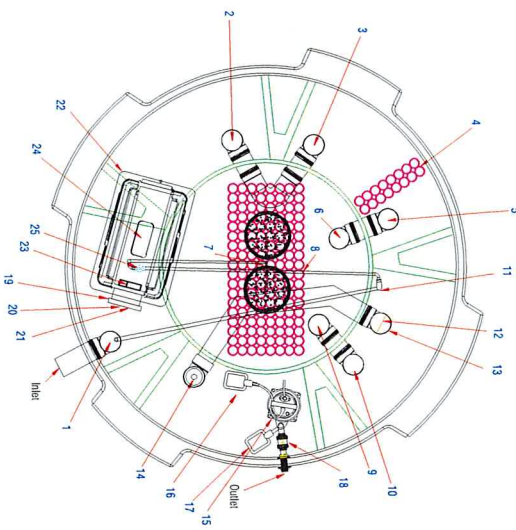
- 25) Recirculation Control Valve

The Recirculation system has been designed to recirculate a precise volume of bacteria and sludge back to the primary chamber for denitrification and sludge management. The control valve should be set to '10' on the dial for optimum operation.

Repair / Replacement Details:
Turn the system off. Replace the Recirculation assembly by cutting the main line and installing the new assembly with a joining socket. Turn the system on. Purchase the complete assembly from Taylex.



Patent Pending



Patent Pending

TANK DETAILS

TALLEX WASTEWATER

Poly Tank	
CHAMBER	CAPACITY 'L'
A PRIMARY	1646
B SECONDARY	881
C AERATION	2053
D CLARIFIER	663
E IRRIGATION	665
EMERGENCY STORAGE	1541

WORKING VOLUME 5908 Litres
TOTAL VOLUME 7449 Litres

INDEX

1. PVC JUNCTION 100MM X 90
2. PVC JUNCTION 100MM X 90
3. PVC JUNCTION 100MM X 90
4. BIO BLOCK
5. PVC JUNCTION 100MM X 90
6. PVC JUNCTION 100MM X 90
7. DISK DIFFUSER
8. BIO BLOCK
9. PVC JUNCTION 100MM X 90
10. PVC JUNCTION 100MM X 90
11. RECIRCULATION
12. TFC (PATENT PENDING)
13. PVC JUNCTION 100MM X 90
14. CHLORINE DISPENSER
15. IRRIGATION PUMP
16. IRRIGATION PUMP FLOAT CONTROL
17. HIGH LEVEL ALARM
18. NON-RETURN VALVE
19. ECO-PANEL BOX
20. ECO-PANEL CONTROL
21. ECO-PANEL ALARM LIGHT
22. BLOWER BOX
23. WEATHERPROOF GPO'S
24. BLOWER
25. RECIRCULATION AIR COOK

ACCREDITED

20 DEC 2022

NSW MINISTRY OF HEALTH



DESIGNED: DE	DATE: 14.09.2022	STATUS: DESIGN
DRAWN: CZ	SCALE: NTS	
CHECKED: KQ		
OLD FILE:		

CLIENT: Taylex Australia Pty Ltd

PROJECT: Certification Drawing

DRAWING No.: 1 of 1

TITLE: PABSNR 1350

SERIES: 1 ISSUE No.:

This drawing is subject to copyright and shall not be reproduced or copied in whole or part without the written permission of Taylex Australia Pty Ltd.