

# NSW Arbovirus Surveillance & Mosquito Monitoring 2019-2020

Weekly Update: 31 January 2020

(Report Number 6)



# Summary

## Arboviral Detections

- **Sentinel Chickens:** there have been no detections for Murray Valley encephalitis virus and Kunjin virus in the current surveillance season.
- **Mosquito Isolates:** there have been no Ross River virus or Barmah Forest virus detections in the current surveillance season.

## Mosquito Numbers

- **Inland:** HIGH at Griffith, LOW elsewhere.
- **Coast:** HIGH at Tweed Heads, Ballina, Coffs Harbour, Port Macquarie and Gosford, MEDIUM at Bellingen, LOW elsewhere.
- **Sydney:** VERY HIGH at Parramatta, Sydney Olympic Park, Georges River (Bankstown area) and Georges River (Illawong area), MEDIUM at Hawkesbury, Penrith and Blacktown, LOW elsewhere.

## Environmental Conditions

- **Climate:** the past week has seen moderate rainfall in the north east. The outlook for February is for usual rainfall and higher than usual temperatures across the state.
- **Tides:** high tides between 8-12 February 2020 could trigger hatching of *Aedes vigilax*.

## Human Arbovirus Notifications

- **Ross River Virus:** notifications in January to date are low.
- **Barmah Forest Virus:** notifications in January to date are similar to January totals for the previous three years.

**Weekly reports are available at:**

[www.health.nsw.gov.au/environment/pests/vector/Pages/surveillance.aspx](http://www.health.nsw.gov.au/environment/pests/vector/Pages/surveillance.aspx)

**Please send questions or comments about this report to:**

Surveillance and Risk Unit, Environmental Health Branch, Health Protection NSW: [nsw-envepi@health.nsw.gov.au](mailto:nsw-envepi@health.nsw.gov.au)

Testing and scientific services were provided by the Department of Medical Entomology, NSW Health Pathology (ICPMR) for the mosquito surveillance, and the Arbovirus Emerging Diseases Unit, NSW Health Pathology (ICPMR) for the sentinel chicken surveillance.

The arbovirus surveillance and mosquito monitoring results in this report remain the property of the NSW Ministry of Health and may not be used or disseminated to unauthorised persons or organisations without permission.

SHPN (HP NSW) 190738

Cover photos: **Bottom left** - Common banded mosquito, *Culex annulirostris*  
**Top and bottom right** - Saltmarsh mosquito, *Aedes vigilax*  
(Copyright 2019)

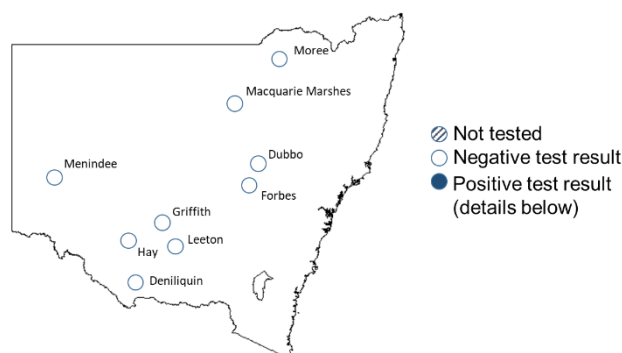
## Arboviral Detections

This section details detections of Murray Valley encephalitis virus, Kunjin virus, Ross River virus and Barmah Forest virus in the NSW Arbovirus Surveillance and Mosquito Monitoring Program.

### Sentinel Chickens

Chickens are bled for detection of antibodies directed against Murray Valley encephalitis virus and Kunjin virus, indicating exposure to these viruses. A test result is shown if it has been reported in the last two reporting weeks. *No collection* indicates there has been no collection for the last two reporting weeks.

#### Test results in the latest week to 31 January 2020 (by date of report)



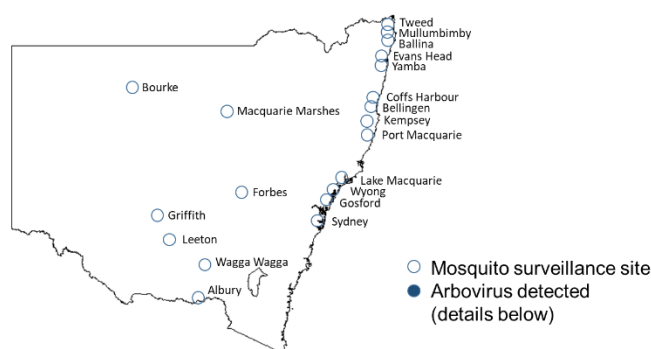
#### Positive test results in the 2019-2020 surveillance season

Date of sample collection	Location	Positive test results
There have been no positive results in the 2019-2020 surveillance season		

### Mosquito isolates

Whole grinds of mosquitoes are tested for arboviral nucleic acids (including Ross River virus and Barmah Forest virus).

#### Test results in the latest week to 31 January 2020 (by date of report)



#### Ross River and Barmah Forest viruses detected in the past three weeks

Date trapped	LOCATION - Site	Virus
There have been no detections in the 2019-2020 surveillance season		

# Mosquito Abundance

This section details counts of mosquitoes in the NSW Arbovirus Surveillance and Mosquito Monitoring Program. Each location represents the count average for all trapping sites at that location for the most recent week that collections were provided prior to preparation of this report. *No collection* indicates there has been no collection for the last two reporting weeks.

## Mosquito counts in the latest week to 31 January 2020

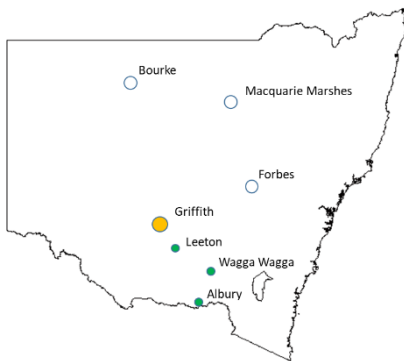
### Key:

- No collection
  - Low (<50)
  - Medium (50-100)
  - High (101-1,000)
  - Very high(1,001-10,000)
  - Extreme (>10,000)
- ↑ Increase from previous week
  - ↓ Decrease from previous week

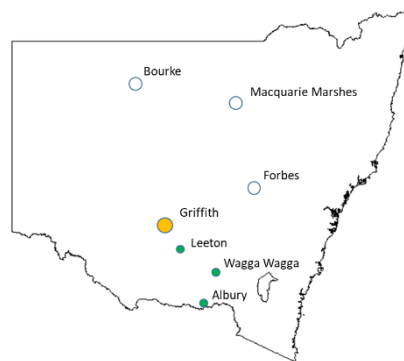
*Culex annulirostris* and *Aedes vigilax* are vectors of interest for Ross River virus and Barmah Forest virus

### Inland sites

#### Total mosquito counts

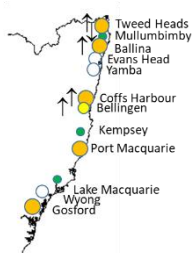


#### *Culex annulirostris* counts

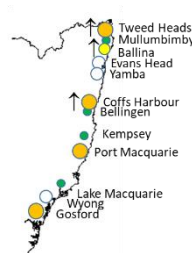


### Coastal sites

#### Total mosquito counts

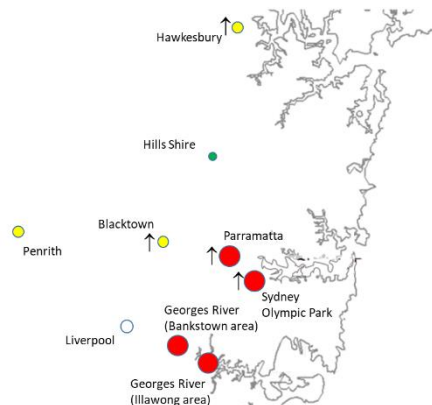


#### *Aedes vigilax* counts



### Sydney sites

#### Total mosquito counts



#### *Aedes vigilax* counts

(*C. annulirostris* for Blacktown, Hawkesbury, Hills Shire, Penrith)

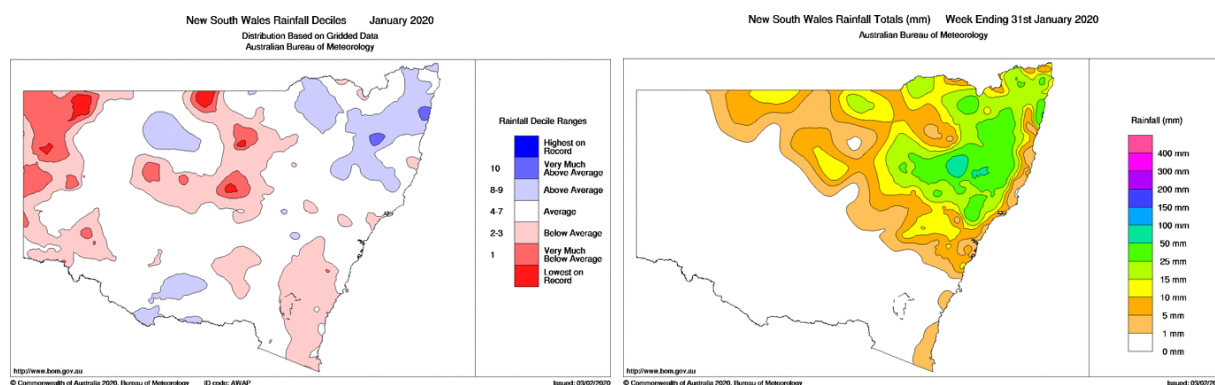


## Environmental Conditions in NSW

Mosquitoes require water to breed. Rainfall and tides (for the salt marsh mosquito) are important contributing factors for proliferation of mosquito numbers. Unseasonably warm weather can also contribute to higher mosquito numbers.

### Rainfall

Rainfall was about average in NSW in January (left). In the week ending 31 January 2020, moderate rainfall was recorded in the north east, with little or no rainfall elsewhere (right).



Source: Australian Government, Bureau of Meteorology: <http://www.bom.gov.au/jsp/awap/rain/index.jsp>

### Next month's rainfall and temperature outlook

The Bureau of Meteorology's rainfall outlook map for February predicts that most of NSW is likely to receive usual rainfall, with a slightly lower chance of exceeding usual rainfall predicted for parts of central NSW.

[www.bom.gov.au/climate/outlooks/#/rainfall/median/monthly/0](http://www.bom.gov.au/climate/outlooks/#/rainfall/median/monthly/0)

The Bureau of Meteorology's temperature outlook maps for February predict that maximum and minimum temperatures are likely to be higher than usual across the state.

[www.bom.gov.au/climate/outlooks/#/temperature/maximum/median/monthly/0](http://www.bom.gov.au/climate/outlooks/#/temperature/maximum/median/monthly/0)

[www.bom.gov.au/climate/outlooks/#/temperature/minimum/median/monthly/0](http://www.bom.gov.au/climate/outlooks/#/temperature/minimum/median/monthly/0)

### Tides

Tidal information is relevant for the prediction of the activity of the salt marsh mosquito, *Aedes vigilax*. Typically for NSW, high tides of over 1.8 m, as measured at Sydney, can induce hatching of *Aedes vigilax* larvae. Predicted tide heights can provide some indication of when this is likely to occur.

### Dates of predicted high tides of over 1.8 m at Sydney (Fort Denison) for the next month

8-12 February 2020

Source: Australian Government, Bureau of Meteorology: <http://www.bom.gov.au/australia/tides/#/nsw-sydney-fort-denison>

Note: Measured tides at Sydney Port Jackson for the current week are available from the NSW Government, Manly Hydraulics Laboratory: <https://mhl.nsw.gov.au/data/realtime/oceantide/Station-213470>.

## Human Vector Borne Disease Notifications

Under the *NSW Public Health Act 2010*, public health laboratories, general practitioners and hospitals are required to notify of any case of human vector borne disease listed as a scheduled medical condition. The NSW Health's Communicable Diseases Weekly Report (CDWR) ([www.health.nsw.gov.au/Infectious/reports/Pages/CDWR.aspx](http://www.health.nsw.gov.au/Infectious/reports/Pages/CDWR.aspx)) details cases by the week that they are received by NSW Public Health Units.

The data for Ross River virus and Barmah Forest virus from the CDWR for the latest 3 weeks are in the following table.

### Recent notifications of Ross River virus and Barmah Forest virus in humans

(by date of case report received)

	Week		
	Latest week (19-25 Jan 2020)	1-week prior (12-18 Jan 2020)	2-weeks prior (5-11 Jan 2020)
<b>Ross River virus</b>	2	1	3
<b>Barmah Forest virus</b>	3	2	1

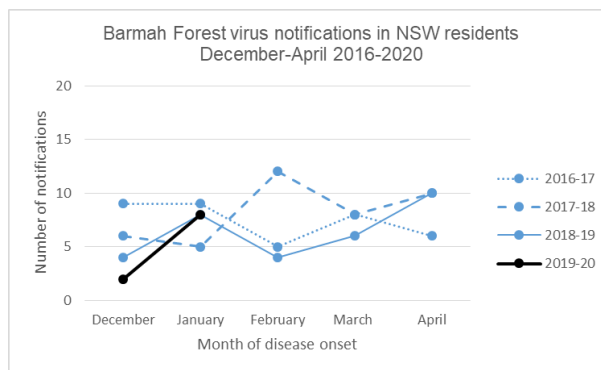
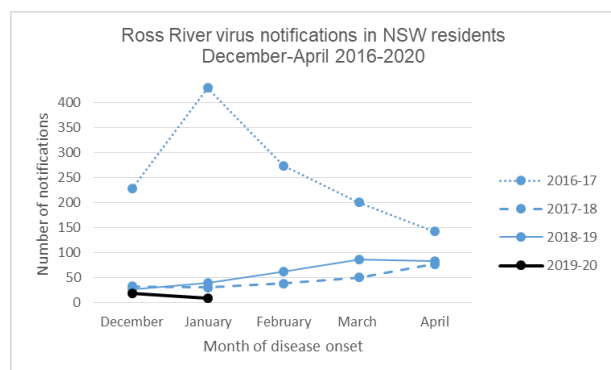
Source: CDWR, Communicable Diseases Branch, Health Protection NSW, NSW Health  
Notifications are for NSW residents, infection may have been acquired outside NSW

Monthly Ross River virus and Barmah Forest virus notifications, by month of disease onset (the earlier of patient-reported onset, specimen, or notification date), are available at the following NSW Health websites:

[www1.health.nsw.gov.au/IDD/#/ROSS](http://www1.health.nsw.gov.au/IDD/#/ROSS)

[www1.health.nsw.gov.au/IDD/#/BF](http://www1.health.nsw.gov.au/IDD/#/BF)

The following figures, show the monthly number of notifications of Ross River virus and Barmah Forest virus for the current NSW Arbovirus and Mosquito Monitoring season (December 2019-April 2020), and the same period in the previous three years.



Source: NSW Health Notifiable Conditions Information Management System (NCIMS), Communicable Diseases Branch and Centre for Epidemiology and Evidence, NSW Health  
The data for the current month are the notifications to date.