

# Western Sydney Integrated Care Program

Whole of Health Master Class

**27<sup>th</sup> February 2015**

**Victoria Nesire**



**Health**  
Western Sydney  
Local Health District

# Western Sydney - Case for Change

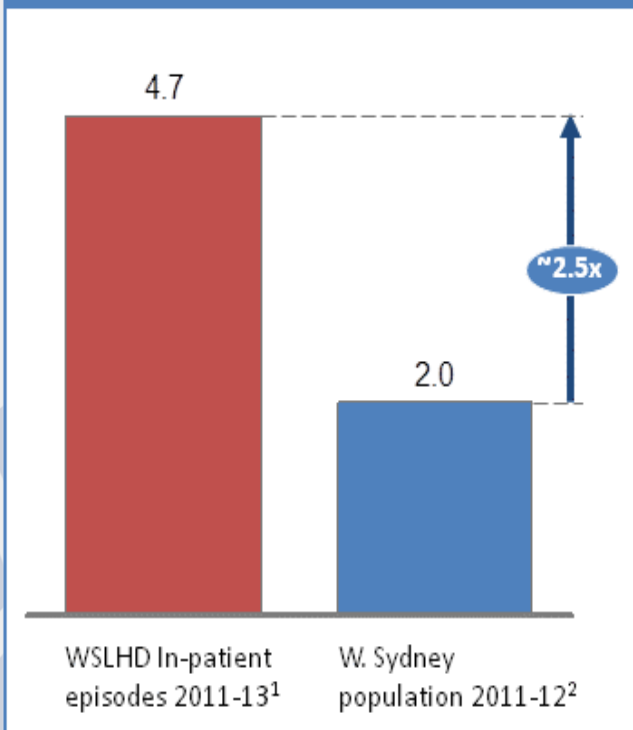
- Population over 830,000 increasing to 1 million by 2020
- 17% of population are in the most disadvantaged SEIFA decile
- Diverse population – up to 65% overseas born in some areas
- Over 13,000 Aboriginal and Torres Strait Islander people
- 57.3% of population have 1 of 4 health risk factors
- 10– 20% higher evidence of diabetes & respiratory issues than the NSW average



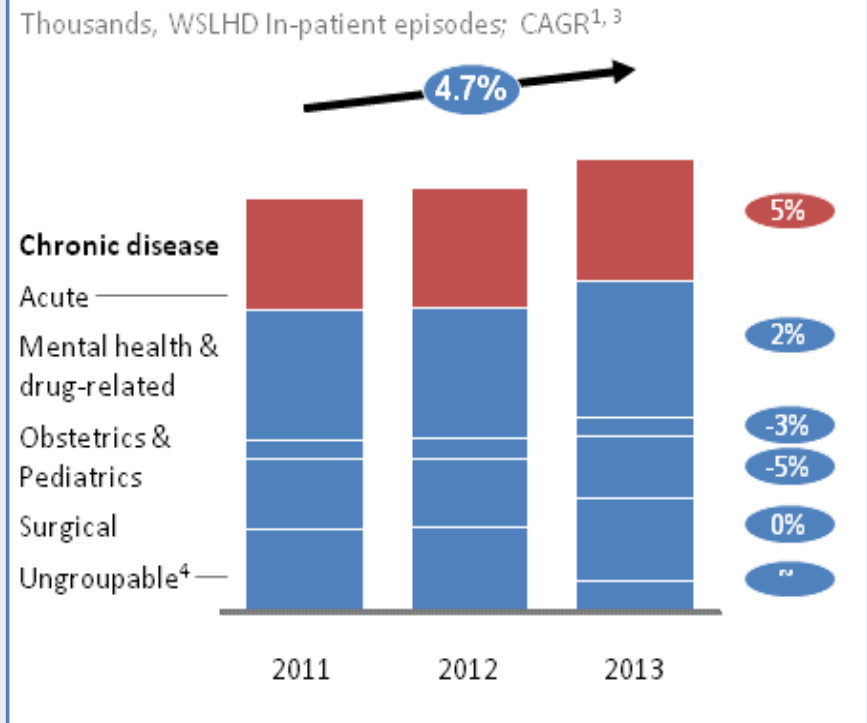
Health  
Western Sydney  
Local Health District

# Chronic Disease is a significant driver of escalating healthcare activity and cost in Western Sydney

Hospital activity has been rising faster in Western Sydney than the population growth



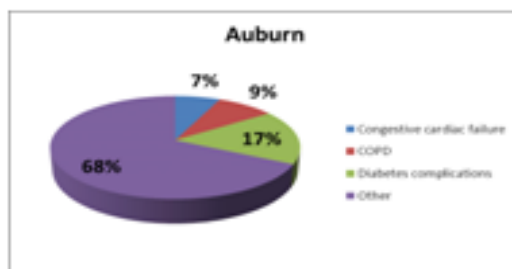
Chronic disease is the fastest growing in-patient episode category



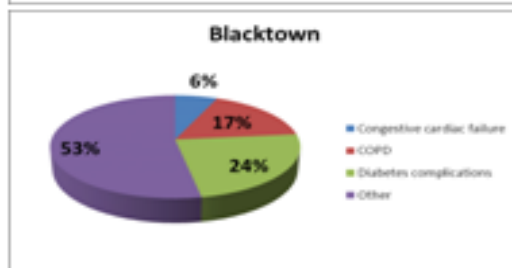
# Case for Change

Integrated care aims to address the demands created by chronic disease

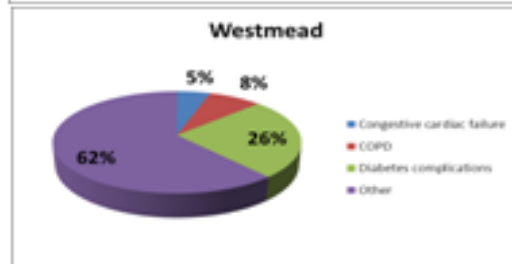
## Preventable Admissions by Hospital 2013 / 2014



| Auburn   | 13/14 Total | % of Total Episodes |
|----------|-------------|---------------------|
| Episodes | 15097       |                     |
| PPH      | 1806        | 11.96               |



| Blacktown | 13/14 Total | % of Total Episodes |
|-----------|-------------|---------------------|
| Episodes  | 27386       |                     |
| PPH       | 4079        | 14.89               |



| Westmead | 13/14 Total | % of Total Episodes |
|----------|-------------|---------------------|
| Episodes | 87013       |                     |
| PPH      | 7727        | 8.88                |

Readmitted after 28 days:

- 25% Diabetes
- 25% COPD
- 15% of CCF

# NSW Health Investment in Integrated Care

| \$120M investment over 4 years | Statewide enablers            | Description  | Goal   | Indicative funding levels |
|--------------------------------|-------------------------------|--|--|---------------------------|
|                                | Planning and Innovation Fund  | Investment in integrated care initiatives to: <ul style="list-style-type: none"> <li>- drive transformation</li> <li>- support strategic planning for integrated care at the local level</li> <li>- extension of successful integrated care Demonstrator approaches</li> </ul>   | Establish key <b>enablers</b> of integrated care benefiting <u>all LHDs</u> and stakeholders                     | \$33M (27%)               |
|                                | Integrated Care Demonstrators | Investment in integrated care initiatives to: <ul style="list-style-type: none"> <li>- drive transformation</li> <li>- support strategic planning for integrated care at the local level</li> <li>- extension of successful integrated care Demonstrator approaches</li> </ul> Establish three LHD-led Integrated Care Demonstrators to: <ul style="list-style-type: none"> <li>- support large-scale transformation of integrated local health systems</li> <li>- testing initiatives prior to extension across the State.</li> </ul> | Support <b>local planning</b> , collaboration and innovation initiatives   | \$36.6M (31%)             |
|                                |                               |  | Develop <b>system-wide</b> integrated care approaches in three LHD's that are <b>transferrable and scaleable</b> | \$50.4M (42%)             |

Demonstrators will involve partnerships with primary care organisations, NGOs and private providers

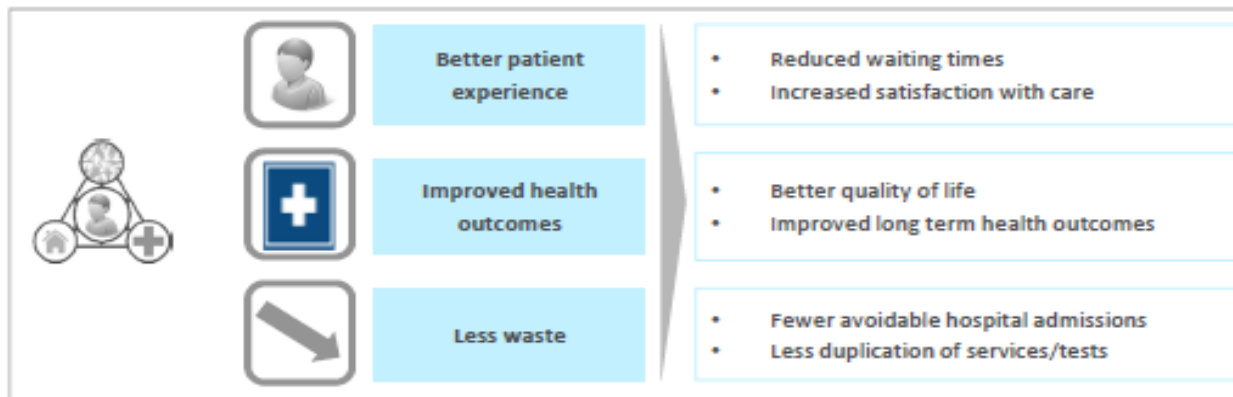


Health  
Western Sydney  
Local Health District

# NSW Ministry of Health - Integrated Care

## Expected benefits

- Improved patient experience of the health system
- Reduced waiting times for patients as they navigate the system
- Improved health outcomes for patients and better quality of life
- Reduced avoidable or unnecessary hospitalisations
- Less duplication of tests through better sharing of information
- Better use of health resources



+ Improve healthcare provider experience and satisfaction

# Overview of Holistic Integrated Care Model

1

## Aspirations:

- Improve people's experience of care
- Improve health of population
- Improve cost effectiveness

## 2 Patient register and risk stratification



## 3 Care interventions delivered by a multi-disciplinary team

- 1 Self-management
- 2 Care planning and MDT
- 3 Care navigation
- 4 Case management
- 5 ...



4

## Key enablers



Patient engagement



Funding and incentives



Information technology and communications



Governance and quality improvement



Clinical engagement and redesign

# Model of Care

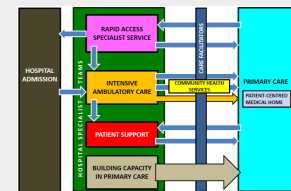
## Identified Integrated Care patient cohort (initial)

- 3 eligible conditions
  - Diabetes
  - Congestive Cardiac Failure + Coronary Artery Disease
  - Chronic Obstructive Pulmonary Disease
- Patient cohorts (identified, enrolled and registered)
  - General Practice
  - Hospital
- Cohort identification and risk estimation tools
  - Interim tools being developed for stratifying GP and Hospital cohorts
  - NSW Health tool



## Optimal access to healthcare services

1. General Practice Patient Centred Medical Home (PCMH)
2. Shared Care Plan and Care Protocols
3. Care Facilitator
4. Integrated Hospital Specialist Teams
5. Community based services





# Hospital Cohort

*“This year’s re-admissions”*

Type 2 diabetes  
COPD  
CCF/Chest pain

Admission to hospital

- (Potentially preventable)
- Potential admission to hospital
- GP in WSICP

Can be largely managed in primary care

**Equally Sourced**

# Primary Care Cohort

*“Next year’s admissions”*

Type 2 diabetes  
COPD  
CCF/Chest pain

Past admission to hospital

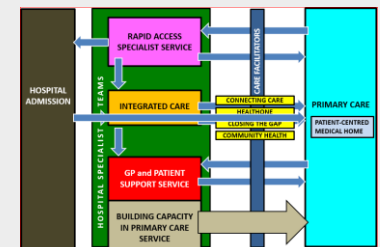
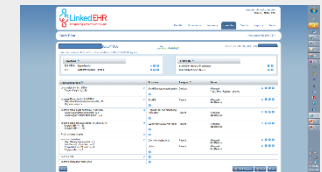
- (Potentially preventable)
- Other risk factors for admission
- Out of range parameters
- GP in WSICP

Can be largely managed in primary care

# Western Sydney Integrated Care Program

Every Integrated Care patient will have:

- Integrated Care General Practice
  - Level 1 - Patient Centred Medical Home
  - Level 2 and 3 – limited aspects of PCMH
- Nominated GP
  - Consent to participate and share clinical information
- Shared Care Plan
- Hospitalisation Risk Score
- Care Facilitator to assist with:
  - Care planning, coordination and navigation
  - Patient self-management
- Access to the suite of WSICP interventions, including Specialist and community based services



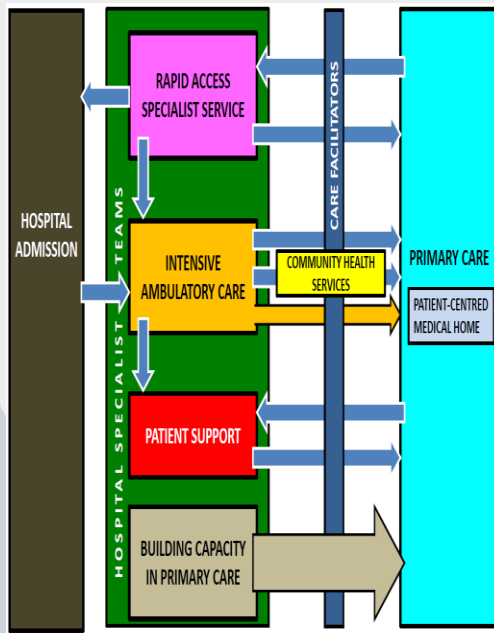
**Health**  
Western Sydney  
Local Health District

# Role of Care Facilitators

- Responsible for facilitating the care path for patient (“the glue that sticks the patient and their care team together”)
- Care monitoring, navigation, coordination and case management
- Supports the GP team, Specialist team and Community team
- Monitor their patients’ Care Plans, Clinical Parameters, Referrals and Transfers of Care



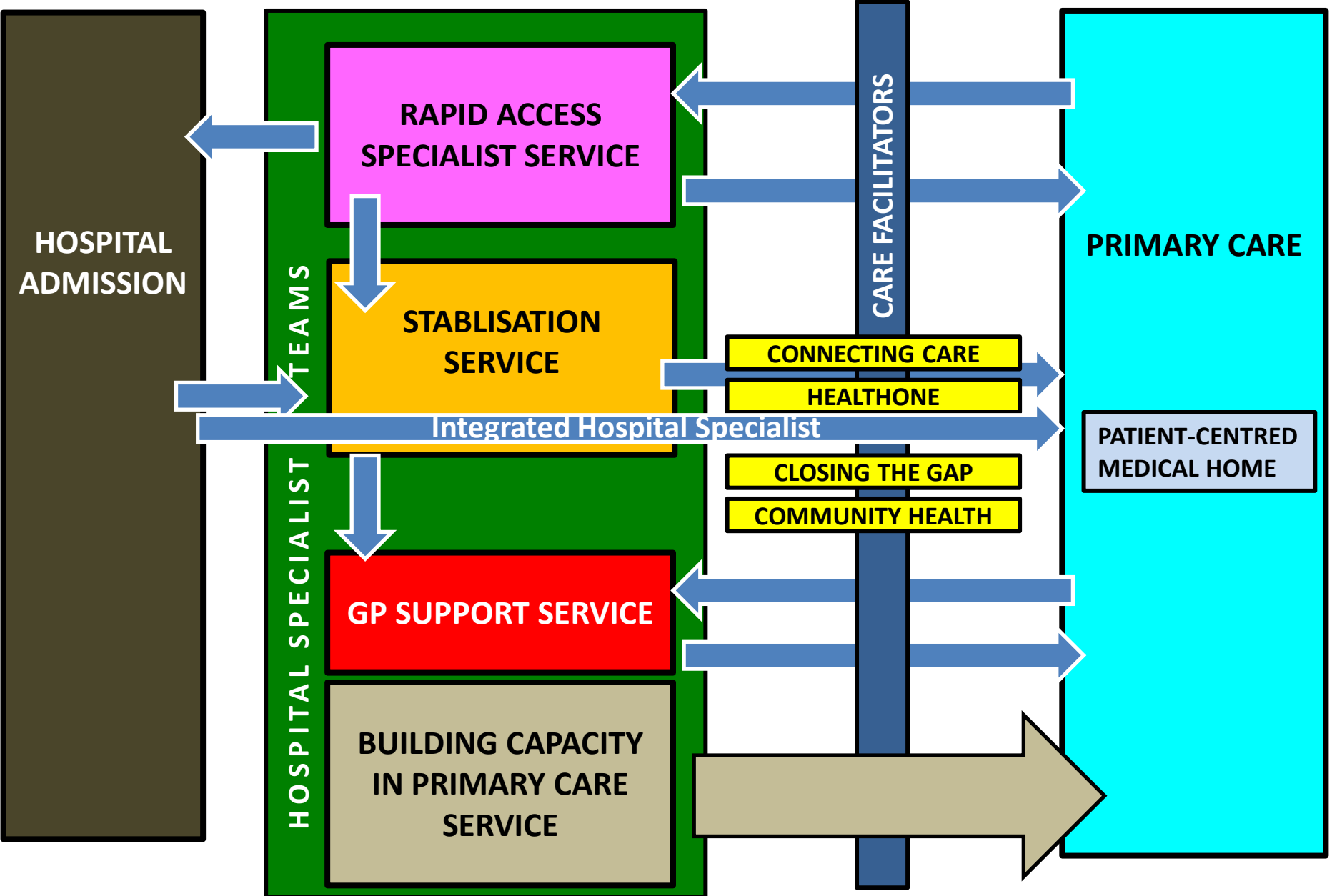
# Integrated Hospital Specialist Teams



- Rapid Access and Stabilisation Service
- GP Support Services
- Capacity Building in Primary Care Services

All service providers access and contribute to Shared Care Plan (with assistance of Care Facilitator)

Hospital generated Action Plan to inform Care Plan



# Questions

---