

Improving Mental Health Patient Flow

Prepared by **Cathy Crowe**
General Manager
Mental Health

November 2015

TOGETHER
ACHIEVING
BETTER HEALTH



Health
Nepean Blue Mountains
Local Health District

Why change?

- Demand
- Quality
- Families & Carers
- Access

Patient Flow Philosophy



Principles

- Patient focused, recovery oriented
- Community and Inpatient teams
- Uses the least restrictive option
- Admissions are prioritised
- 4 hour discharge disposition
- No disadvantage to General Hospital

Patient Flow Initiatives

IT Solutions

- Mental Health Information Navigation Dashboard
- Patient Flow Tracking Demand and Capacity
- Patient Flow Portal
- Patient Journey Board

Processes

- Handover
- Daily Bed Management meeting
- Weekly Bed management meeting > 50 days
- Weekly Bed management NEAT breaches > 4hrs

Capacity

- State Average
- Speciality beds

	ED	>4 hours	>24 hours	Available Beds	Admission	Confirmed Discharge	Potential Discharge	Leave	LOS >50 days	Out of Area Patients	Outliers in LHD	CYMHS	Specials	Staffing Issues	Sleepout	Backflow	Bedbase	
BM																		
Nepean																		
Hawk																		
Lithgow																		
BM																		15
OPMHU																		12
PECC																		6
Acute																		32
HDU																		12
Total	0	0	0	0	0	0	0	0	0	0	0	0	0	0	0	0	0	77

Current Bed Balance	BM	OPMHU	PECC	Acute	HDU	Potential Bed Balance	BM	OPMHU	PECC	Acute	HDU	From/To	BM	OPMHU	PECC	Acute	HDU
	0	0	0	0	0		0	0	0	0	0	BM					
Total	0					Total	0					OPMHU					
												PECC					
												Acute					
												HDU					
												Total	0	0	0	0	0

Browser address bar: <http://virtboj-mas004.nswhealth.net/PECC/PECC.html>

Page title: Crowe_Cathy

Emergency

Self harm	M 22	3358895
02:47:00 AM	34	
Sched MD	NED011	

Overdose	F 48	0118823
10:56:00 AM	2	
Voluntary	NED017	

Suicidal Ideation	M 42	2861185
12:21:00 PM	0	
Voluntary	WR	

Depression	M 46	0477920
12:24:00 PM	0	
Voluntary	WR	

PECC

Suicidal Ideation	M 16	3199488
08:50:00 PM	88	
Sched MI	NPE001	

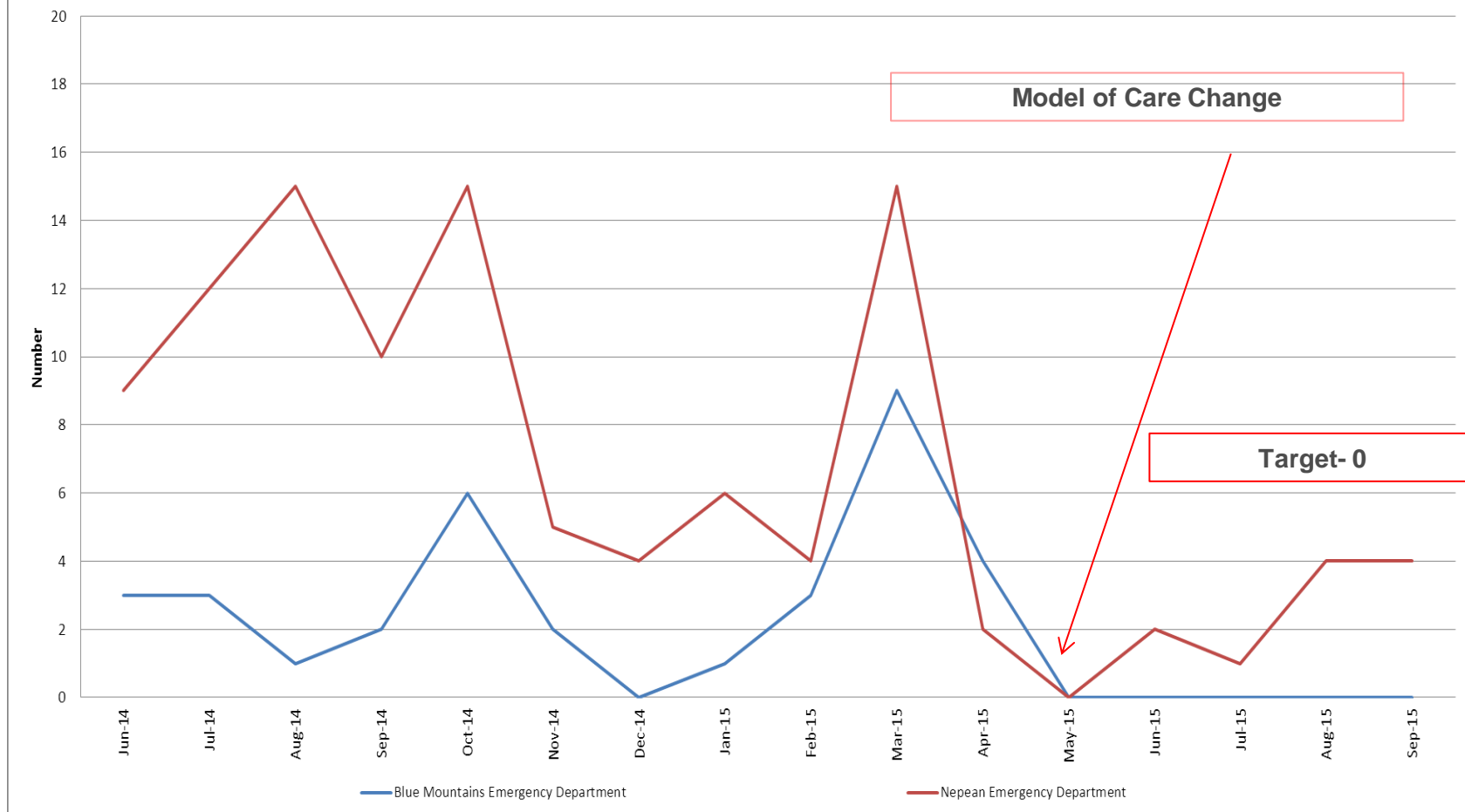
Situational Crisis	F 73	0564350
05:29:00 PM	19	
Voluntary	NPE003	

Suicidal Ideation	M 17	3358653
02:36:00 AM	58	
Voluntary	NPE004	

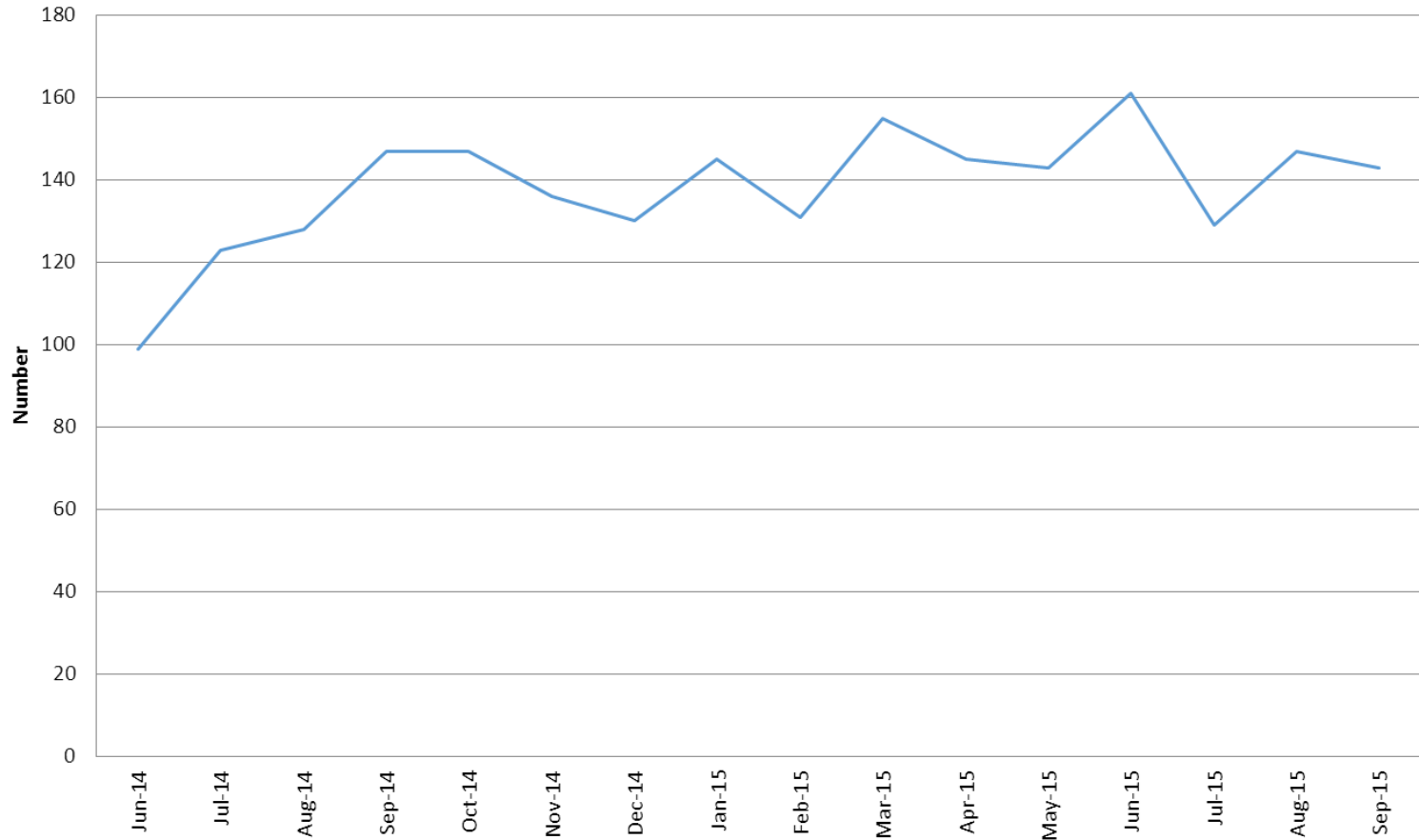
Bipolar	F 38	0531753
01:45:00 AM	11	
Voluntary	NPE005	

Psychosis	F 52	3357354
03:33:00 AM	105	
Sched MI	NPE006	

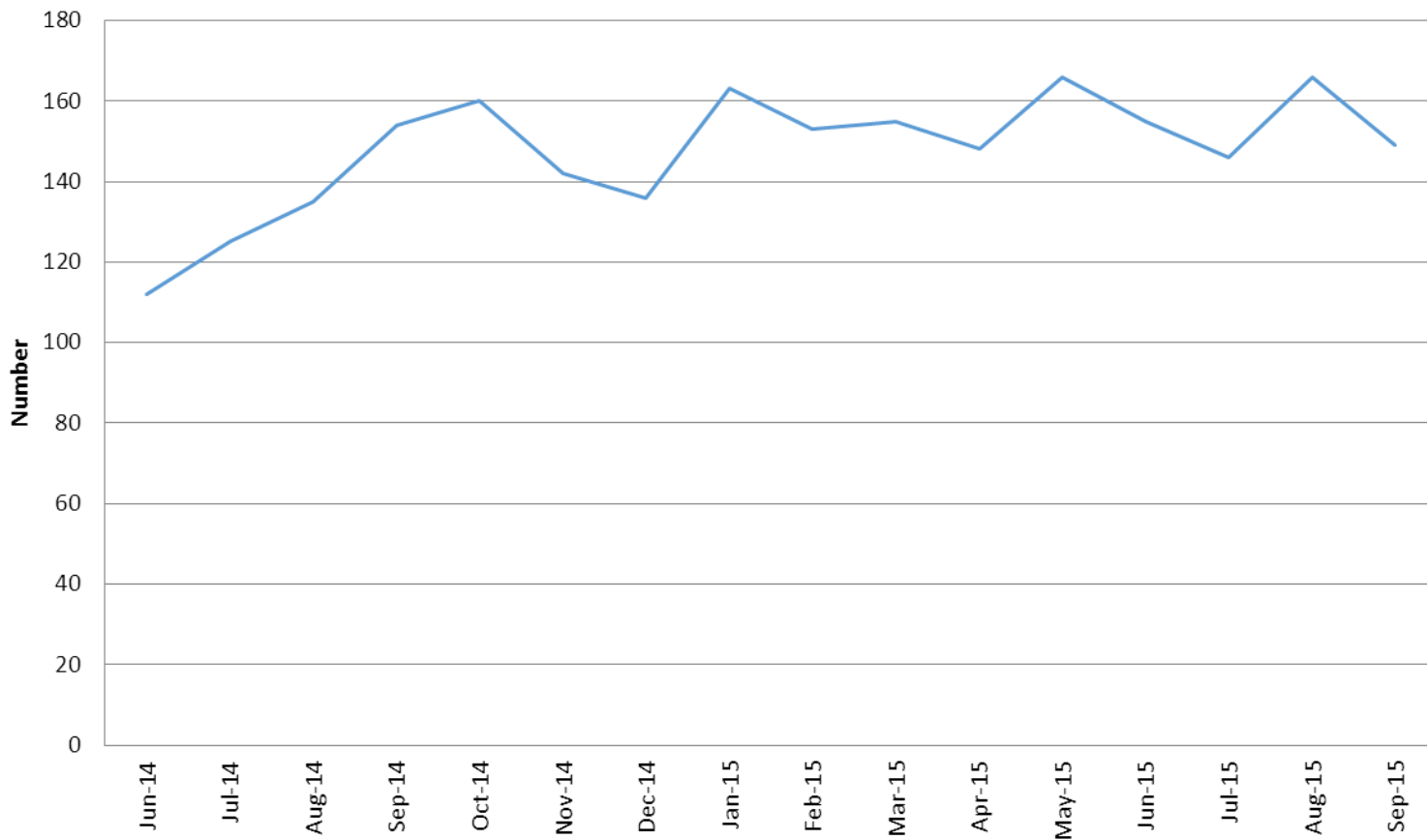
ED Presentation staying in ED >24 hours (Mental Health) June 2014 to September 2015



Discharges from NBMLHD Mental Health Units June 2014-September 2015



Admissions from NBMLHD Mental Health Units June 2014- September 2015



National Emergency Access Target (June 2014 to September 2015)

